Particolare del carter
Close-up of protection cover



Particolare nasello doppio
Close-up of double floor guide

Maniglione per Essential Dual
Upright handle for Essential Dual

Spessore parete 10,5 cm
Wall thickness 10.5 cm

>ESSENTIAL DUAL

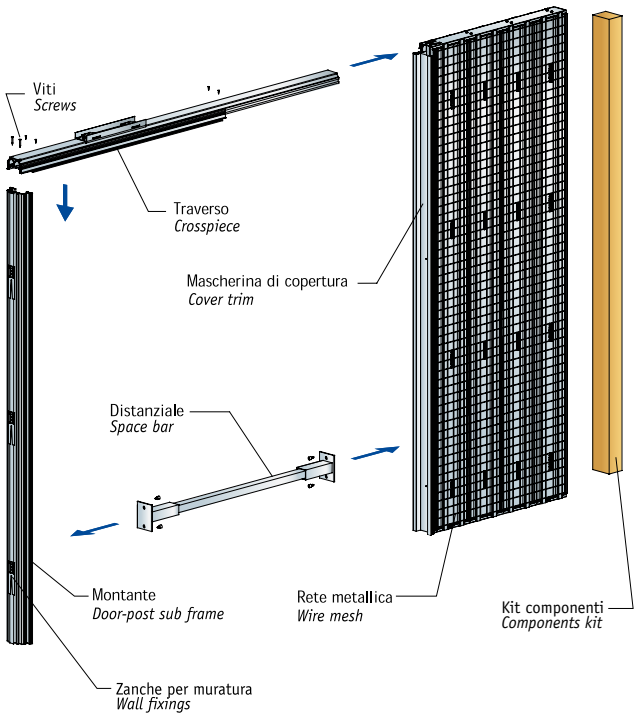

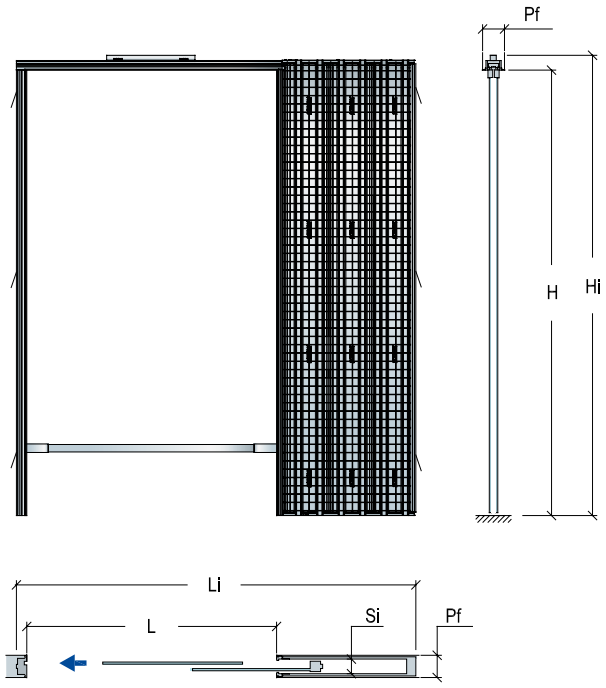

SEMPLICE PER INTONACO *FOR PLASTERED WALLS, SINGLE*

Luce di passaggio mm *Clear opening size mm*		Misure d'ingombro mm *Structural opening size mm*		Parete finita/Sede interna mm *Finished wall/Internal space mm*
L	H	Li	Hi	Pf / Si
1200	2000 / 2100	1910	2070 / 2170	105/69
1400		2210		
1600		2510		

LEGENDA
LEGEND

L = Larghezza luce *Opening Width*
H = Altezza luce *Opening Height*
Li = Ingombro in larghezza *Overall Width*
Hi = Ingombro in altezza *Overall Height*
PF = Parete finita *Finished Wall*
Si = Sede interna *Internal Space*

SEMPLICE FUORI MISURA PER INTONACO *FOR PLASTERED WALLS EXTRA HEIGHT, SINGLE*

Luce di passaggio mm *Clear opening size mm*		Misure d'ingombro mm *Structural opening size mm*		Parete finita/Sede interna mm *Finished wall/Internal space mm*
L	H	Li	Hi	Pf / Si
1200	2010÷2090 2110÷2400	1910	2080÷2160 2180÷2470	105/69
1400		2210		
1600		2510		

Prima di ordinare/realizzare la porta per il controtelaio Essential Dual è necessario verificare in cantiere l'effettiva misura della luce di passaggio. Essa si rileva ad installazione avvenuta del controtelaio.

Before ordering the door for the Essential Dual frame, the effective clear opening size must be checked onsite. This must be measured after the installation of the frame.

La luce di passaggio effettiva a porta installata è ridotta in larghezza di 140 mm.
The effective clear opening size with the door installed is reduced in width by 140 mm.

Le particolari caratteristiche del controtelaio Essential Dual rendono indispensabile l'abbinamento o con la sua porta vetro finita, oppure con la sua specifica ferramenta.

The special characteristics of the Essential Dual frame make it essential for it to be combined with the finished glass door or its specific hardware fittings.

>ESSENTIAL DUAL - ANTA SCORREVOLE VETRO *SLIDING GLASS DOOR*

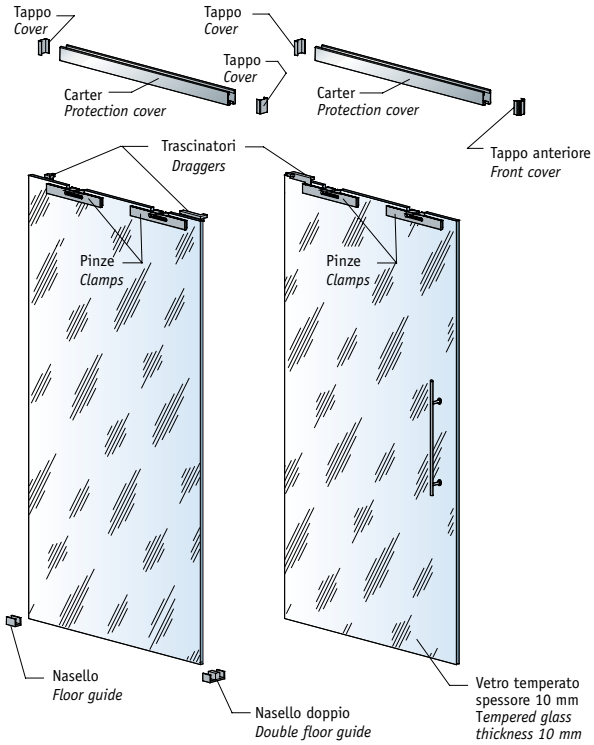

Scelta maniglia - *Choice of handle*

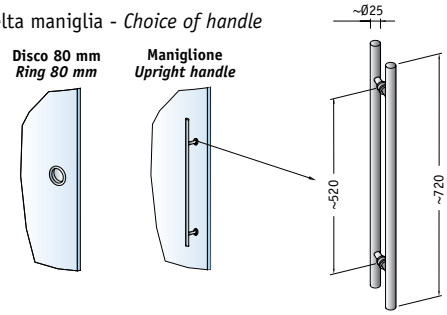

Definizione verso - *Definition of opening*

Porta con vetro sinistro - *Door opening towards left*

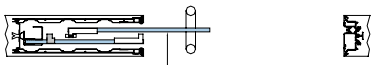

Porta con vetro destro - *Door opening towards right*

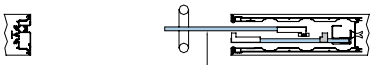

ANTA SCORREVOLE VETRO / *SLIDING GLASS DOOR*

Luce di passaggio mm / *Clear opening size mm*

L	H
1200	2000÷2400
1400	
1600	

Ante complete di ferramenta, vetro temperato spessore 10 mm e maniglia (maniglione o disco 80 mm).
La luce di passaggio effettiva a porta installata è ridotta in larghezza di circa 140 mm.
Prima di ordinare la porta è necessario verificare in cantiere l'effettiva misura della luce di passaggio. Essa si rileva ad installazione avvenuta del controtelaio.

Doors are supplied complete with hardware, tempered glass with a thickness of 10mm and handle (choice of upright handle or inset ring 80 mm). The effective clear opening size with the door installed is reduced in width by about 90 mm. Before ordering doors, the effective clear opening size after frame installation must be checked onsite.

>ESSENTIAL DUAL - KIT FERRAMENTA ANTA VETRO *GLASS DOOR HARDWARE KIT*

KIT FERRAMENTA ANTA VETRO / *GLASS DOOR HARDWARE KIT*

Luce di passaggio mm / *Clear opening size mm*

L
1200
1400
1600

Montaggio ferramenta porta con verso sinistro
Installation of hardware on door with left-hand opening

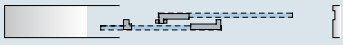

Montaggio ferramenta porta con verso destro
Installation of hardware on door with right-hand opening

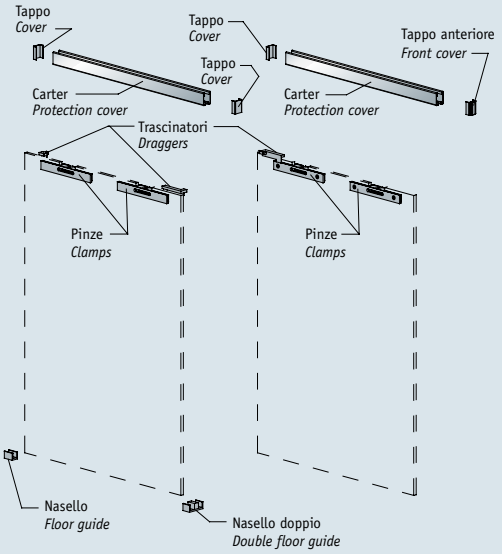

Ferramenta predisposta per anta in vetro temperato, adeguatamente lavorato di spessore 10 mm; può essere installata sia su porta con verso destro sia con verso sinistro.
La luce di passaggio effettiva a porta installata è ridotta in larghezza di circa 140 mm.
Prima di realizzare il vetro è necessario verificare in cantiere l'effettiva misura della luce di passaggio. Essa si rileva ad installazione avvenuta del controtelaio.

The hardware is designed for use with suitably treated tempered glass doors with a thickness of 10 mm. The effective clear opening size with the door installed is reduced in width by about 140 mm. Before making glass doors, the effective clear opening size after frame installation must be checked onsite.

>ESSENTIAL
TRIAL

INTONACO / *PLASTERED*

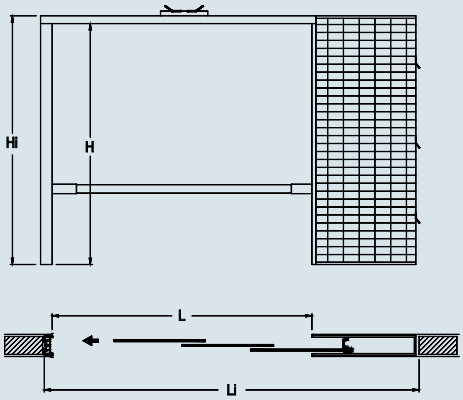

Luce di passaggio mm *Clear opening size mm* L x H	Misure d'ingombro mm *Structural opening size mm* Li x Hi	Parete finita/Sede interna mm *Finished wall/Internal space mm*
1650 x 2100	2375 x 2180	140 / 102
1800 x 2100	2575 x 2180	
1950 x 2100	2775 x 2180	
2100 x 2100	2975 x 2180	
2250 x 2100	3175 x 2180	
2400 x 2100	3375 x 2180	
2550 x 2100	3575 x 2180	
2700 x 2100	3775 x 2180	
2850 x 2100	3975 x 2180	

Le particolari caratteristiche del controtelaio Essential Trial, rendono indispensabile l'abbinamento con la sua specifica ferramenta.
Prima di ordinare i vetri è necessario verificare in cantiere l'effettiva misura della luce di passaggio. Essa si rileva ad installazione avvenuta del controtelaio.
I profili che delimitano la luce di passaggio sono in alluminio grezzo da tinteggiare.
Altezze superiori al 2100 mm sono disponibili a richiesta e previa approvazione del nostro ufficio.
Dotazione di serie: posteriore anta in alluminio grezzo da tinteggiare.

The special characteristics of the Essential Trial frame make it essential for it to be combined with its specific hardware fittings.
Before ordering glass panels, the effective opening dimension must be checked directly on site. This dimension must be measured after frame installation.
The profile bars around the door opening are made in unfinished aluminium to be painted.
Heights greater than 2100 mm are available on request, following approval by our technical office.
Standard accessories: panel rear in unfinished aluminium to be painted.

CARTONGESSO / *PLASTERBOARD*

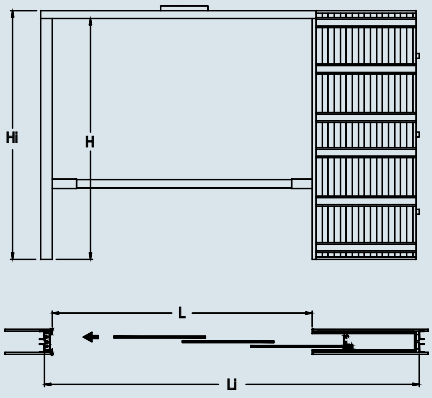

Luce di passaggio mm *Clear opening size mm* L x H	Misure d'ingombro mm *Structural opening size mm* Li x Hi	Parete finita/Sede interna mm *Finished wall/Internal space mm*
1650 x 2100	2375 x 2180	158 / 102
1800 x 2100	2575 x 2180	
1950 x 2100	2775 x 2180	
2100 x 2100	2975 x 2180	
2250 x 2100	3175 x 2180	
2400 x 2100	3375 x 2180	
2550 x 2100	3575 x 2180	
2700 x 2100	3775 x 2180	
2850 x 2100	3975 x 2180	

Le particolari caratteristiche del controtelaio Essential Trial, rendono indispensabile l'abbinamento con la sua specifica ferramenta.
Prima di ordinare i vetri è necessario verificare in cantiere l'effettiva misura della luce di passaggio. Essa si rileva ad installazione avvenuta del controtelaio.
I profili che delimitano la luce di passaggio sono in alluminio grezzo da tinteggiare.
Altezze superiori al 2100 mm sono disponibili a richiesta e previa approvazione del nostro ufficio.
Dotazione di serie: posteriore anta in alluminio grezzo da tinteggiare.
I controtelai per cartongesso sono predisposti per lastre dello spessore di 12,5 mm per lato.

The special characteristics of the Essential Trial frame make it essential for it to be combined with its specific hardware fittings.
Before ordering glass panels, the effective opening dimension must be checked directly on site. This dimension must be measured after frame installation.
The profile bars around the door opening are made in unfinished aluminium to be painted.
Heights greater than 2100 mm are available on request, following approval by our technical office.
Standard accessories: panel rear in unfinished aluminium to be painted.
Sliding door frames for plasterboard are designed for plasterboard panels with a thickness of 12.5 mm on each side.

>VETRI PER ESSENTIAL TRIAL / *GLASS PANELS FOR ESSENTIAL TRIAL*

VETRI ACIDATI / *FROSTED GLASS*

Luce di passaggio mm / *Clear opening size mm*

L	H
1650	2000 ÷ 2100
1800	
1950	
2100	
2250	
2400	
2550	
2700	
2850	

VETRI TRASPARENTI / *CLEAR GLASS*

Luce di passaggio mm / *Clear opening size mm*

L	H
1650	2000 ÷ 2100
1800	
1950	
2100	
2250	
2400	
2550	
2700	
2850	

MONTAGGIO SINITRO / *GLASS FOR LEFT-HAND FITTING*

Lavorazione per pinze / *Machined for clamps*

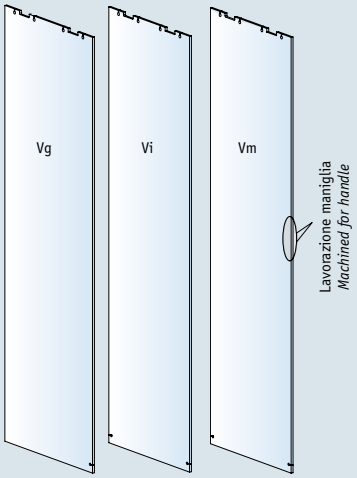

Lavorazione per sistema di trascinamento
Machined for sliding system

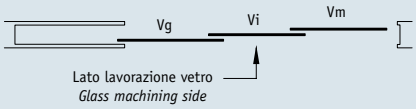

MONTAGGIO DESTRO / *GLASS FOR RIGHT-HAND FITTING*

Lavorazione per pinze / *Machined for clamps*

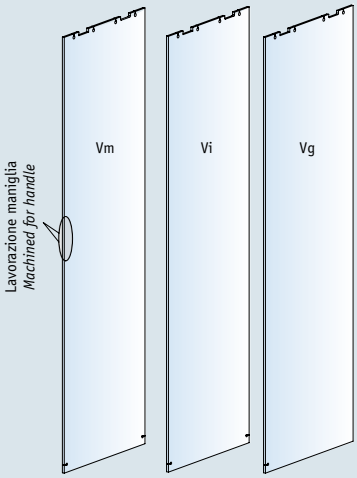

Lavorazione per sistema di trascinamento
Machined for sliding system

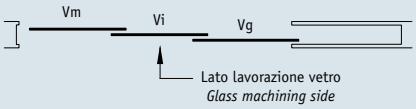

LAVORAZIONE ANTA / *PANEL MACHINING*

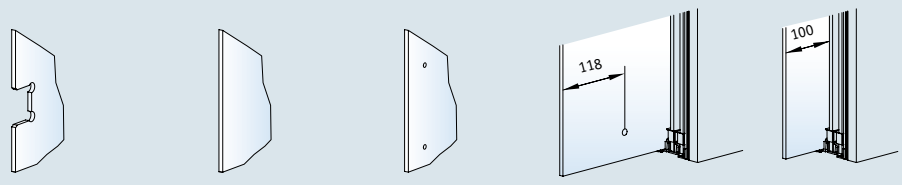

Lavorazione per maniglia a scomparsa
Machining for concealed handle

Senza lavorazione maniglia
Without machining for handle

Lavorazione per coppia maniglie
Machining for pair of handles

Lavorazione per distanziatore per scomparsa parziale dell'anta
Machining for spacer for partial panel concealment

Vetri temperati spessore 10 mm.
Vetri completi delle lavorazioni per il montaggio della ferramenta specifica (pinze e trascinatori) ed eventuale lavorazione per maniglia.
Con la scelta "senza lavorazione maniglia" o "lavorazione per coppia maniglia" la luce di passaggio effettiva a porta installata è ridotta di circa 100 mm ed è indispensabile l'utizzo del distanziatore per scomparsa parziale anta.

Prima di ordinare i vetri è necessario verificare in cantiere l'effettiva misura della luce di passaggio che si rileva ad installazione avvenuta del controtelaio.

Tempered glass thickness 10 mm.
Glass panels complete with machining for installation of the specific hardware fittings (clamps and sliders) and for handle if necessary.
On the "without machining for handle" and "machining for pair of handles" versions, the effective clear opening size is reduced by 100 mm, and the spacer for partial panel concealment must be used.

Before ordering glass panels, the effective opening dimension must be checked directly on site, which must be measured after frame installation.

FERRAMENTA VETRI MONTAGGIO SINISTRO / *GLASS HARDWARE FOR LEFT-HAND FITTING*

Kit trascinatori per montaggio Sinistro / *Slider kit for left-hand fitting*

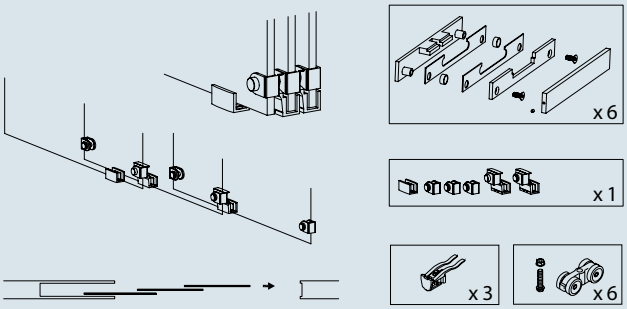

Dotazione:

n° 1 Kit di trascinamento 3 ante per ante in vetro (montaggio sinistro)
n° 6 Pinze 170 Cover
n° 6 Carrelli con viti M8 x 35
n° 3 Fermi di battuta

Finitura pinze e trascinatori: alluminio simil inox

Kit adatti a vetri temperati spessore 10 mm.

Accessories:

n° 1 slider kit for 3 glass door panels (left-hand fitting)
n° 6 clamps 170 Cover
n° 6 hangers with M8 x 35 screws
n° 3 endstops

Clamp and slider finish: stainless-steel effect aluminium.

Kits suitable for tempered glass thickness 10 mm.

FERRAMENTA VETRI MONTAGGIO DESTRO / *GLASS HARDWARE FOR RIGHT-HAND FITTING*

Kit trascinatori per montaggio Destro / *Slider kit for right-hand fitting*

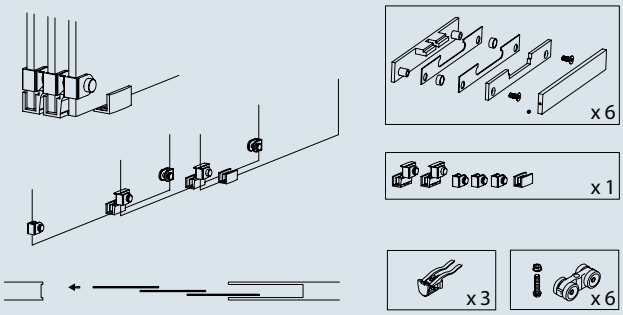

Dotazione:

n° 1 Kit di trascinamento 3 ante per ante in vetro (montaggio destro)
n° 6 Pinze 170 Cover
n° 6 Carrelli con viti M8 x 35
n° 3 Fermi di battuta

Finitura pinze e trascinatori: alluminio simil inox

Kit adatti a vetri temperati spessore 10 mm.

Accessories:

n° 1 slider kit for 3 glass door panels (right-hand fitting)
n° 6 clamps 170 Cover
n° 6 hangers with M8 x 35 screws
n° 3 endstops

Clamp and slider finish: stainless-steel effect aluminium.

Kits suitable for tempered glass thickness 10 mm.

ACCESSORI / *ACCESSORIES*

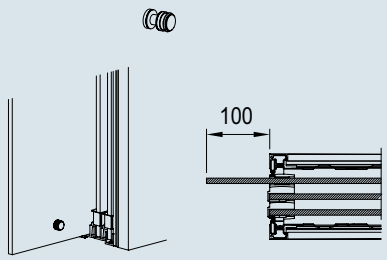

Distanziatore per scomparsa parziale alluminio simil inox
Spacer for partial concealment in stainless-steel effect aluminium

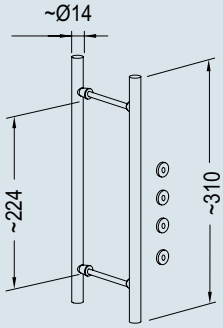

Coppia maniglie ø 14 H 310 INT. 224 nichel satinato
Pair of handles ø 14 H 310 INT. 224 in satin-finish nickel

Rondella per coppia maniglia nichel satinato (4 pz.)
Washers for pair of handles in satin-finish nickel (4 pcs.)

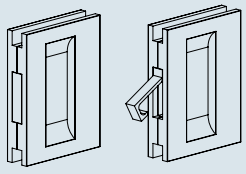

Maniglia a scomparsa senza serratura simil acciaio satinato
Concealed handle without lock with satin-finish steel effect

Ammortizzatore anta Trial (non applicabile su larghezza di passaggio 1650 mm) / *Shock absorber for Trial door panel (cannot be fitted on opening width 1650 mm)*

>ESSENTIAL
PRO

Essential Pro è una particolare versione di Essential scorrevole, che permette l'installazione del kit Scrigno Open per l'automazione della porta scorrevole. Scrigno Open è un dispositivo molto semplice da installare; il gruppo motore, di dimensioni ridotte, è fissato alla guida del controtelaio e si cela totalmente, mantenendo inalterata l'estetica della porta, riducendo la luce di passaggio.

Essential Pro is a special version of the sliding Essential frame, permitting the installation of the Scrigno Open Kit for the automation of the sliding door. Scrigno Open is an extremely easy device to install. The compact motor unit is fixed to the track of the frame and is totally concealed, ensuring that the attractiveness of the door remains unimpaired, reducing the effective clear opening size in width.

INTONACO / *PLASTERED*

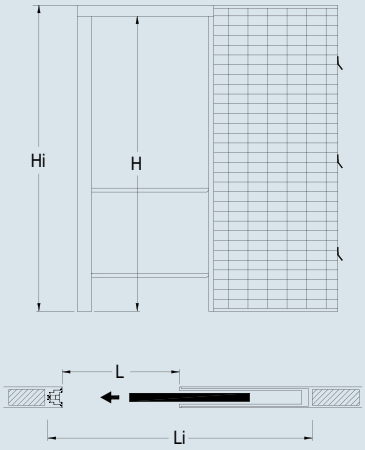

Luce di passaggio mm *Clear opening size mm* L x H	Misure d'ingombro mm *Structural opening size mm* Li x Hi	Parete finita/Sede interna mm *Finished wall/Internal space mm*
600 x 2000 / 2100	1320 x 2105 / 2205	105 / 69
700 x 2000 / 2100	1520 x 2105 / 2205	
800 x 2000 / 2100	1720 x 2105 / 2205	
900 x 2000 / 2100	1920 x 2105 / 2205	
1000 x 2000 / 2100	2120 x 2105 / 2205	
1100 x 2000 / 2100	2320 x 2105 / 2205	
1200 x 2000 / 2100	2520 x 2105 / 2205	

La luce di passaggio effettiva è ridotta in larghezza di 10 mm.
The effective clear opening size is reduced in width by 10 mm for the single door.

Essential Pro per intonaco consente l'installazione di un pannello porta con spessore massimo 43 mm.

Dotazione di serie:
- carrelli portata kg 120 per anta
- battuta anteriore in alluminio grezzo da tinteggiare
- guarnizione e spazzolini parapolvere

Essential Pro for plasterwork allows a door panel with a maximum thickness of 43 mm to be installed.

Standard accessories:
- *hangers with a capacity of 120 kg for every panel*
- *front upright in unfinished aluminium to be painted*
- *sealing strip and anti-dust brushes*

CARTONGESSO / *PLASTERBOARD*

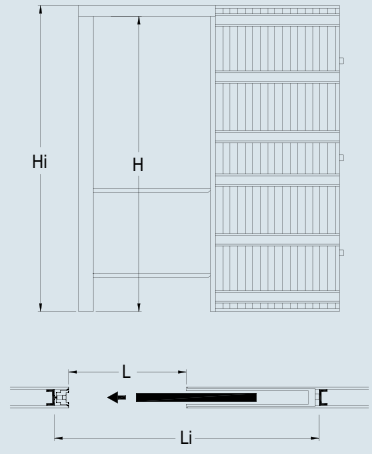

Luce di passaggio mm *Clear opening size mm* L x H	Misure d'ingombro mm *Structural opening size mm* Li x Hi	Parete finita/Sede interna mm *Finished wall/Internal space mm*
600 x 2000 / 2100	1320 x 2105 / 2205	100 / 54
700 x 2000 / 2100	1520 x 2105 / 2205	
800 x 2000 / 2100	1720 x 2105 / 2205	
900 x 2000 / 2100	1920 x 2105 / 2205	
1000 x 2000 / 2100	2120 x 2105 / 2205	

La luce di passaggio effettiva è ridotta in larghezza di 10 mm.
The effective clear opening size is reduced in width by 10 mm for the single door.

Essential Pro per cartongesso consente l'installazione di un pannello porta con spessore massimo 40 mm.
I profili in alluminio che delimitano la luce di passaggio, sia in larghezza sia in altezza, per la parete finita 100 mm, hanno uno spessore pari a 105 mm e devono essere raccordati alla parete mediante rasatura.

Dotazione di serie:
- carrelli portata kg 120 per anta
- battuta anteriore in alluminio grezzo da tinteggiare
- guarnizione e spazzolini parapolvere

I controtelai per cartongesso sono predisposti per lastre dello spessore di 12,5 mm per lato.

Essential Pro for plasterboard allows a door panel with a maximum thickness of 40 mm to be installed.
The profile bars around the top and sides of the door opening, for a finished wall thickness of 100 mm, have a thickness of 105 mm, and the gaps must be smoothed with finishing plaster.

Standard accessories:
- *hangers with a capacity of 120 kg for every panel*
- *front upright in unfinished aluminium to be painted*
- *sealing strip and anti-dust brushes*

Sliding door frames for plasterboard are designed for plasterboard panels with a thickness of 12.5 mm on each side.

>ESSENTIAL BATTENTE
SWING DOOR

Telaio per Essential Battente
Frame for Essential Swing door

Telaio Senza Traverso per Essential Battente
Frame without upper crosspiece for Essential swing door

Telaio per Essential Battente Trapezoidale
Trapezoidal shape frame for Essential swing door

Zanca chiusa inserita all'interno del profilo
Closed lug fitted inside profile bar

Zanca aperta fuori dal profilo
Lug opened and projecting from profile bar

>ESSENTIAL BATTENTE - TELAIO STANDARD *SWING DOOR STANDARD SIZE FRAME*

TELAIO ESSENTIAL BATTENTE STANDARD — **ANTA UNICA**
ESSENTIAL SWING DOOR STANDARD SIZE FRAME — ***SINGLE DOOR***

Luce di passaggio mm *Clear opening size mm*		Misure d'ingombro mm *Structural opening size mm*		Spessore Parete "Sp" mm *Finished Wall "Sp" mm*
L	H	Li	Hi	
600	2100	730	2165	105 intonaco/*plastered* 100 cartongesso/*plasterboard*
700		830		
800		930		
900		1030		
600	2100	750	2175	90 oltre intonaco/*over, plastered* 100/125 cartongesso/*plasterboard*
700		850		
800		950		
900		1050		

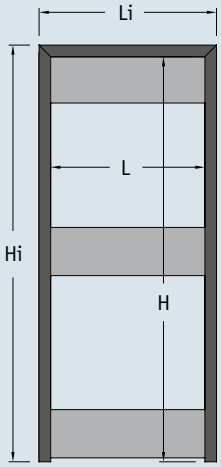

Spingere/*Push*
105i/100c

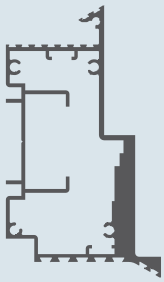

Tirare/*Pull*
105i/100c

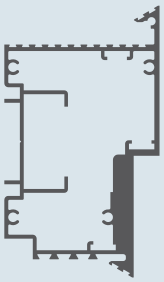

Tirare/*Pull*
90i Oltre
100/125c

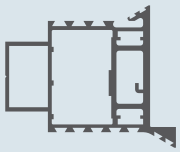

LEGENDA
LEGEND

L = Larghezza luce
Opening Width
H = Altezza luce
Opening Height
Li = Ingombro in larghezza
Overall Width
Hi = Ingombro in altezza
Overall Height
PF = Parete finita
Finished Wall
Si = Sede interna
Internal Space

Intonaco 105 - Cartongesso 100
Plastered 105 - Plasterboard 100

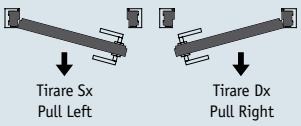

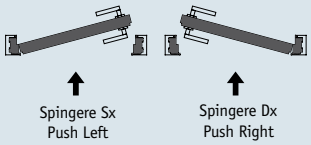

Intonaco 90 Oltre - Cartongesso 100/125
Plastered 90 and over - Plasterboard 100/125

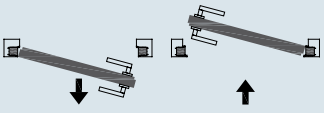

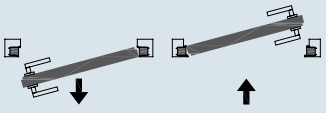

Le particolari caratteristiche del telaio Essential Battente rendono indispensabile l'abbinamento con la ferramenta specifica.

The Essential swing door frame needs to be combined with its specific hardware fittings.

TELAIO ESSENTIAL BATTENTE FUORI MISURA
ESSENTIAL SWING DOOR NON STANDARD SIZE FRAME

ANTA UNICA
SINGLE DOOR

Luce di passaggio mm *Clear opening size mm*		Misure d'ingombro mm *Structural opening size mm*		Spessore Parete "Sp" mm *Finished Wall "Sp" mm*
L	H	Li	Hi	
600 ÷ 1000	1800 ÷ 2700	730 ÷ 1130	1865 ÷ 2765	105 intonaco/*plastered* 100 cartongesso/*plasterboard*
		750 ÷ 1150	1875 ÷ 2775	90 oltre intonaco/*over, plastered* 100/125 cartongesso/*plasterboard*

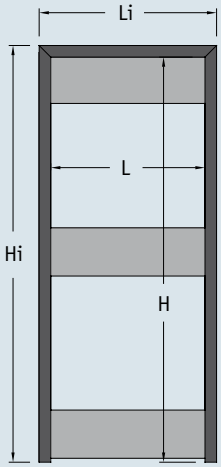

Intonaco 105 - Cartongesso 100
Plastered 105 - Plasterboard 100

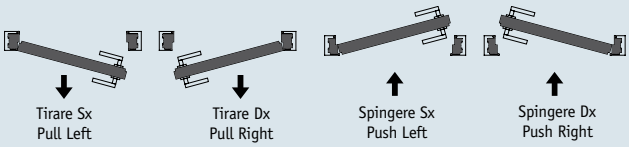

Intonaco 90 Oltre - Cartongesso 100/125
plastered 90 and over - plasterboard 100/125

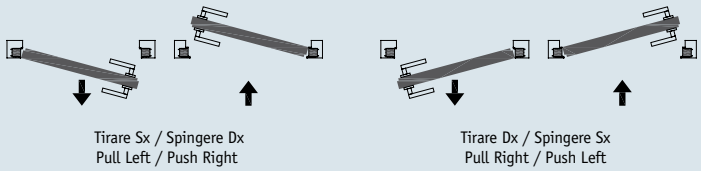

TELAIO ESSENTIAL BATTENTE FUORI MISURA
ESSENTIAL SWING DOOR NON STANDARD SIZE FRAME

ANTA DOPPIA
DOUBLE DOOR

Luce di passaggio mm *Clear opening size mm*		Misure d'ingombro mm *Structural opening size mm*		Spessore Parete "Sp" mm *Finished Wall "Sp" mm*
L	H	Li	Hi	
1200 ÷ 1800	1800 ÷ 2700	1330 ÷ 1930	1865 ÷ 2765	105 intonaco/*plastered* 100 cartongesso/*plasterboard*
		1350 ÷ 1950	1875 ÷ 2775	90 oltre intonaco/*over, plastered* 100/125 cartongesso/*plasterboard*

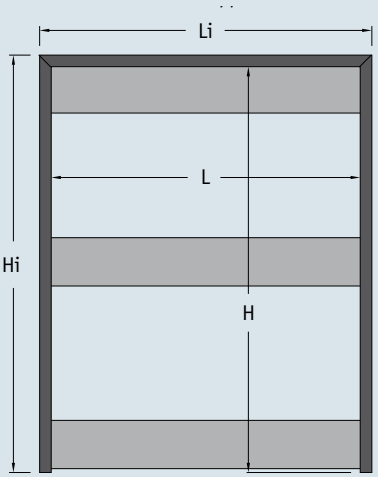

Intonaco 105 - Cartongesso 100
Plastered 105 - Plasterboard 100

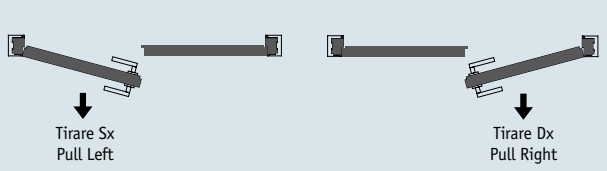

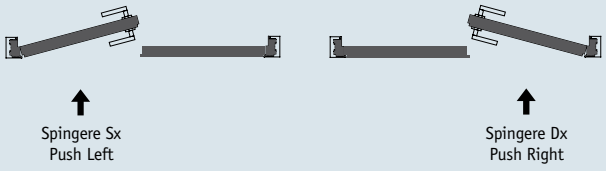

Intonaco 90 Oltre - Cartongesso 100/125
Plastered 90 and over - Plasterboard 100/125

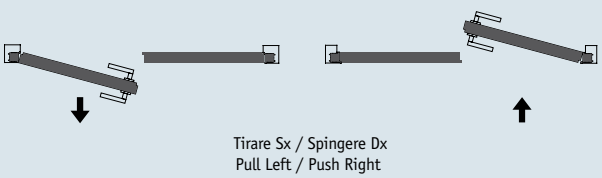

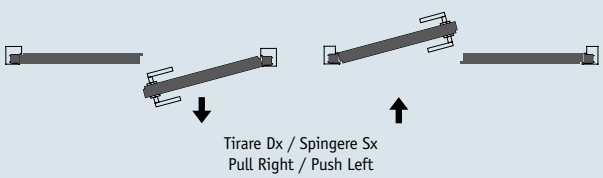

Le particolari caratteristiche del telaio Essential Battente rendono indispensabile l'abbinamento con la ferramenta specifica.

The Essential swing door frame needs to be combined with its specific hardware fittings

>ESSENTIAL BATTENTE - TELAIO SENZA TRAVERSO *FRAME WITHOUT UPPER CROSSPIECE*

TELAIO ESSENTIAL BATTENTE SENZA TRAVERSO *FRAME WITHOUT UPPER CROSSPIECE*				**ANTA UNICA** *SINGLE DOOR*
Luce di passaggio mm *Clear opening size mm*		Misure d'ingombro mm *Structural opening size mm*		Spessore Parete "Sp" mm *Finished Wall "Sp" mm*
L	H	Li	Hi	
600 ÷ 1000	1800 ÷ 3000	730 ÷ 1130	1805 ÷ 3005	105 intonaco/*plastered* 100 cartongesso/*plasterboard*
	1800 ÷ 2400	750 ÷ 1150	1805 ÷ 2405	90 oltre intonaco/*over, plastered* 100/125 cartongesso/*plasterboard*

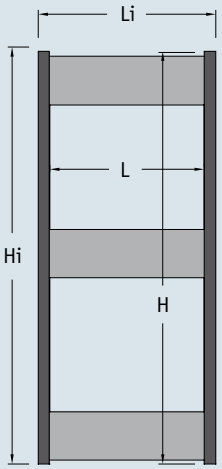

Spingere/*Push*
105i/100c

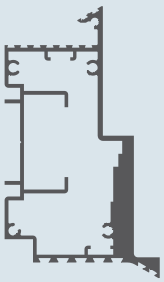

Tirare/*Pull*
105i/100c

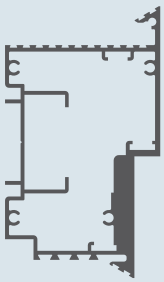

Tirare/*Pull*
90i Oltre
100/125c

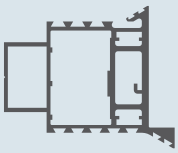

LEGENDA
LEGEND

L = Larghezza luce
Opening Width
H = Altezza luce
Opening Height
Li = Ingombro in larghezza
Overall Width
Hi = Ingombro in altezza
Overall Height
PF = Parete finita
Finished Wall
Si = Sede interna
Internal Space

Intonaco 105 - Cartongesso 100
Plastered 105 - Plasterboard 100

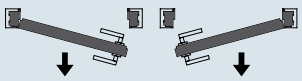

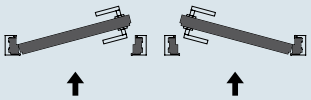

Intonaco 90 Oltre - Cartongesso 100/125
Plastered 90 and over - Plasterboard 100/125

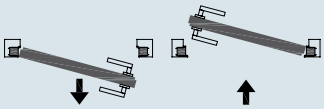

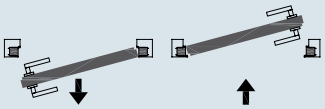

Le particolari caratteristiche del telaio Essential Battente rendono indispensabile l'abbinamento con la ferramenta specifica.

The Essential swing door frame needs to be combined with its specific hardware fittings.

TELAIO ESSENTIAL BATTENTE TRAPEZOIDALE / ***TRAPEZOIDAL SHAPE FRAME*** — **ANTA UNICA** / ***SINGLE DOOR***

Luce di passaggio mm *Clear opening size mm*		Misure d'ingombro mm *Structural opening size mm*		Spessore Parete "Sp" mm *Finished Wall "Sp" mm*
L	H	Li	Hi*	
600 ÷ 1000	1800 ÷ 2700	730 ÷ 1130	1905 ÷ 2805	105 intonaco/*plastered* 100 cartongesso/*plasterboard*
		750 ÷ 1150	1920 ÷ 2820	90 oltre intonaco/*over, plastered* 100/125 cartongesso/*plasterboard*

* Ingombro massimo con angolo 60° - *Max. encumbrance with angle 60°*

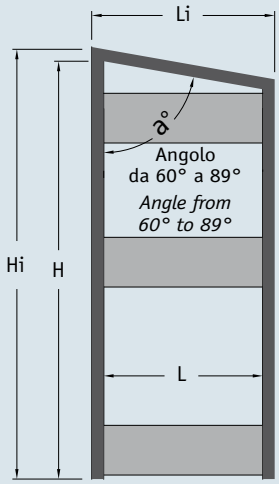

LEGENDA
LEGEND

- L = Larghezza luce / *Opening Width*
- H = Altezza luce / *Opening Height*
- Li = Ingombro in larghezza / *Overall Width*
- Hi = Ingombro in altezza / *Overall Height*
- PF = Parete finita / *Finished Wall*
- Si = Sede interna / *Internal Space*

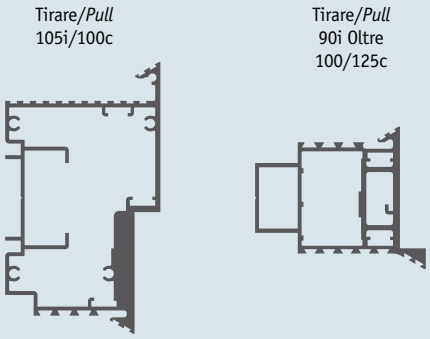

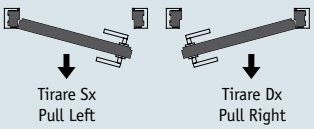

Le particolari caratteristiche del telaio Essential Battente rendono indispensabile l'abbinamento con la ferramenta specifica.

The Essential swing door frame needs to be combined with its specific hardware fittings.

>ESSENTIAL BATTENTE - ANTA *SWING DOOR*

ESSENTIAL BATTENTE *ESSENTIAL SWING* — ANTA UNICA *SINGLE DOOR*

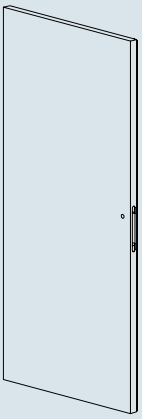

Luce di passaggio mm / *Clear opening size mm*

L	H
600 ÷ 1000	1800 ÷ 2700

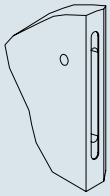

Anta con foro Serratura Magnetica
Door with magnetic lock hole

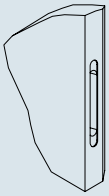

Anta con foro Serratura Rullo
Door with roll lock hole

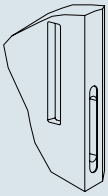

Anta con foro Serratura Rullo e foro per Vaschetta
Door with lock hole and hole for roll pan

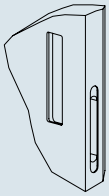

Anta con foro Serratura Rullo e Maniglia ricavata con incasso*
*Door with lock hole and roller with integrated handle**

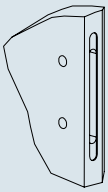

Anta con foro Serratura e foro chiave
Door with lock and key hole

* Disponibile solo per ante laccate opache o con solo fondo / *Available only for mat panel or panel with primer.*

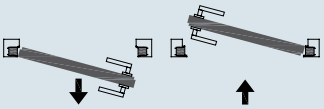

Tirare Sx / Spingere Dx
Pull Left / Push Right

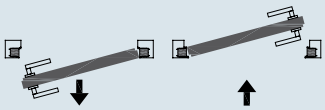

Tirare Dx / Spingere Sx
Pull Right / Push Left

ESSENTIAL BATTENTE *ESSENTIAL SWING* — ANTA DOPPIA *DOUBLE DOOR*

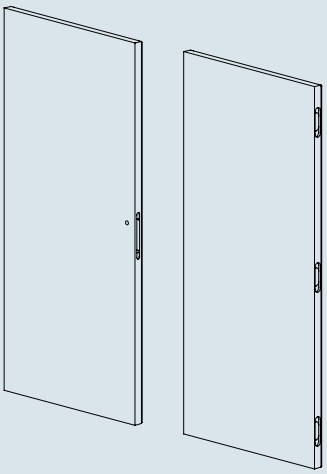

Luce di passaggio mm / *Clear opening size mm*

L	H
1200 ÷ 1800	1800 ÷ 2700

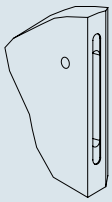

Anta mobile con foro Serratura Magnetica
Mobile door with hole for magnetic lock

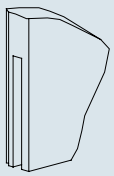

Anta fissa con fresata per Catenacci
Fixed door with hole for bolts

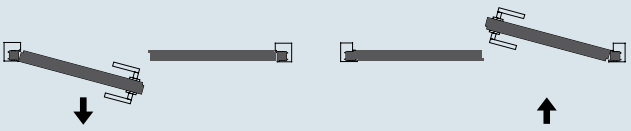

Tirare Sx / Spingere Dx
Pull Left / Push Right

Prima di ordinare la porta è necessario verificare che la misura del telaio ordinato corrisponda all'effettiva misura della luce rilevata in cantiere dopo la posa.

Before ordering the panels, it is necessary to check that the measure of the frame corresponds to the effective clear opening size after onsite installation.

Per le finiture disponibili vedere a pagina 65 / *For the complete liste of available finisching see on page 65*

>ESSENTIAL BATTENTE - ANTA PER TELAIO SENZA TRAVERSO
DOOR FOR FRAME WITHOUT UPPER CROSSPIECE

ESSENTIAL BATTENTE SENZA TRAVERSO — **ANTA UNICA**
ESSENTIAL DOOR FOR FRAME WITHOUT UPPER CROSSPIECE — ***SINGLE DOOR***

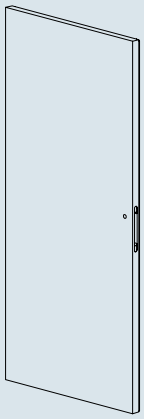

Luce di passaggio mm / *Clear opening size mm*

L	H
600 ÷ 1000	1800 ÷ 3000

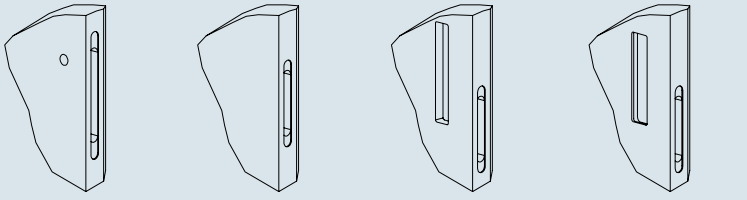

Anta con foro Serratura Magnetica *Door with magnetic lock hole*

Anta con foro Serratura Rullo *Door with roll lock hole*

Anta con foro Serratura Rullo e foro per Vaschetta *Door with lock hole and hole for roll pan*

Anta con foro Serratura Rullo e Maniglia ricavata con incasso* *Door with lock hole and roller with integrated handle**

* Disponibile solo per ante laccate opache o con solo fondo / *Available only for mat panel or panel with primer.*

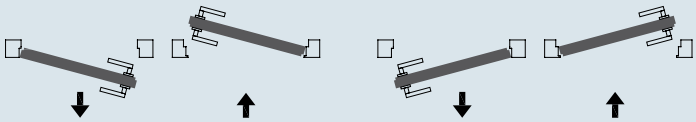

Tirare Sx / Spingere Dx
Pull Left / Push Right

Tirare Dx / Spingere Sx
Pull Right / Push Left

>ESSENTIAL BATTENTE - ANTA PER TELAIO TRAPEZOIDALE *DOOR TRAPEZOIDAL SHAPE*

ESSENTIAL BATTENTE TRAPEZOIDALE — **ANTA UNICA**
ESSENTIAL DOOR TRAPEZOIDAL SHAPE — ***SINGLE DOOR***

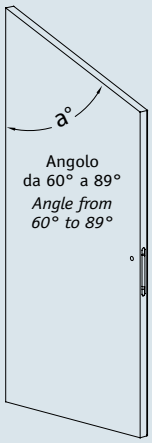

Angolo da 60° a 89°
Angle from 60° to 89°

Luce di passaggio mm / *Clear opening size mm*

L	H
600 ÷ 1000	1800 ÷ 2700

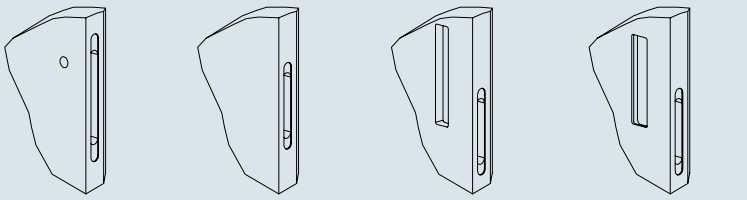

Anta con foro Serratura Magnetica *Door with magnetic lock hole*

Anta con foro Serratura Rullo *Door with roll lock hole*

Anta con foro Serratura Rullo e foro per Vaschetta *Door with lock hole and hole for roll pan*

Anta con foro Serratura Rullo e Maniglia ricavata con incasso* *Door with lock hole and roller with integrated handle**

* Disponibile solo per ante laccate opache o con solo fondo / *Available only for mat panel or panel with primer.*

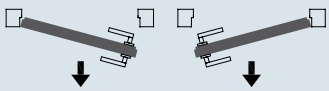

Tirare Sx
Pull left

Tirare Dx
Push right

Vendita solo in abbinamento al telaio - *Available only in combination with the frame*

Per le finiture disponibili vedere a pagina 65 / *For the complete liste of available finisching see on page 65*

>ESSENTIAL

ANTA SCORREVOLE - *SLIDING DOOR*

ESSENTIAL SCORREVOLE
ESSENTIAL SLIDING

ANTA UNICA
SINGLE DOOR

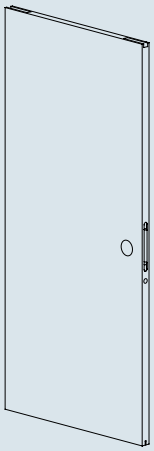

Luce di passaggio mm / *Clear opening size mm*

L	H
600 ÷ 1200	1800 ÷ 2700

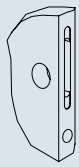

Anta con foro per kit Chiudiscrigno con Serratura

Door panel with hole for bathroom lock

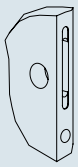

Anta con foro per kit Chiudiscrigno con Chiave Pieghevole

Door panel with hole for lock with hinged "lever" type key

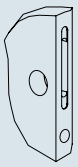

Anta con foro per kit Chiudiscrigno con Cilindro Europeo

Door panel with hole for European cylinder

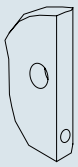

Anta con foro per kit Chiudiscrigno Senza Serratura

Door panel with hole without lock

Anta con foro per Vaschetta

Door panel with hole for pocket handle

Anta con Maniglia ricavata con incasso

Door panel with integrated handle

* Disponibile solo per ante laccate opache o con solo fondo / *Available only for mat panel or panel with primer.*

ESSENTIAL SCORREVOLE
ESSENTIAL SLIDING

ANTA DOPPIA
DOUBLE DOOR

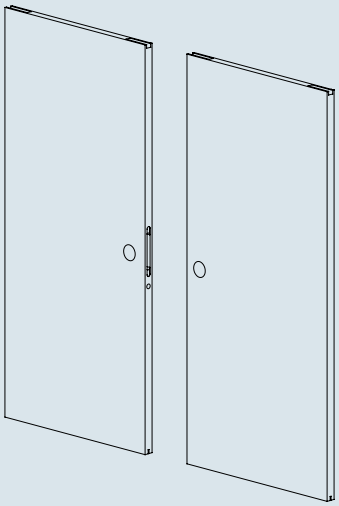

Luce di passaggio mm / *Clear opening size mm*

L	H
1200 ÷ 2400	1800 ÷ 2700

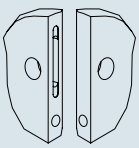

Anta con foro per kit Chiudiscrigno con Serratura

Door panel with hole for bathroom lock

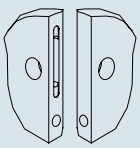

Anta con foro per kit Chiudiscrigno con Chiave Pieghevole

Door panel with hole for lock with hinged "lever" type key

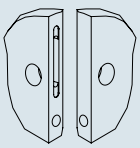

Anta con foro per kit Chiudiscrigno con Cilindro Europeo

Door panel with hole for European cylinder

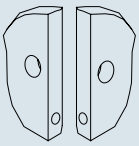

Anta con foro per kit Chiudiscrigno Senza Serratura

Door panel with hole without lock

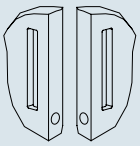

Anta con foro per Vaschetta

Door panel with hole for pocket handle

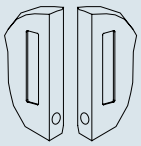

Anta con Maniglia ricavata con incasso

Door panel with integrated handle

Prima di ordinare la porta è neccessario verificare in cantiere l'effettiva misura della luce di passaggio.
Before ordering doors, the effective clear opening size after frame installation must be checked onsite.

Per le finiture disponibili vedere a pagina 65 / *For the complete liste of available finisching see on page 65*

Lavorazione Anta - *Door manufacturing*

Lavorazione per serratura Magnetica (Quadro - Cilindro Europeo - Chiave)
Door manufacturing for magnetic lock(square - european cylinder – key)

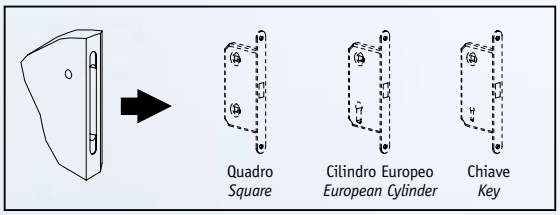

Lavorazione per serratura Rullo + Maniglia ricavata con incasso
Door manufacturing for lock + integrated handle

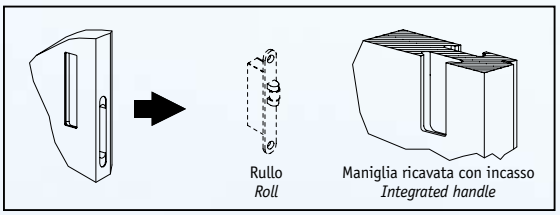

Lavorazione per serratura Rullo
Door manufacturing for roll lock

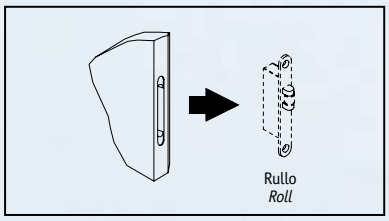

Lavorazione per serratura Rullo + foro per Vaschetta
Door manufacturing for lock + hole for pocket handles

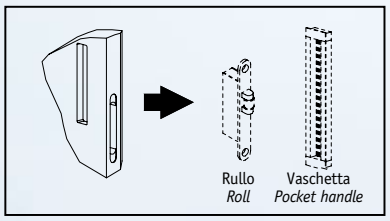

Lavorazione serratura + foro Chiave per riscontro elettrico
Door manufacturing for lock + hole for electric strike

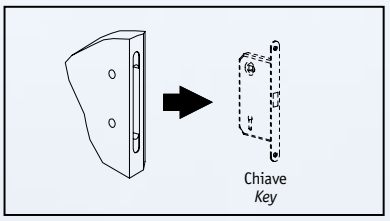

Maniglie per Anta Battente - *Handles for swing door*

Maniglia + borchia foro chiave
Handle + escutcheon standard keyway

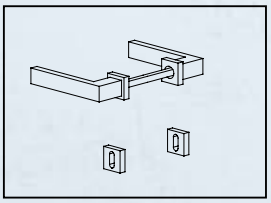

Maniglia + borchia foro cilindro europeo
Handle + escutcheon cylinder profile

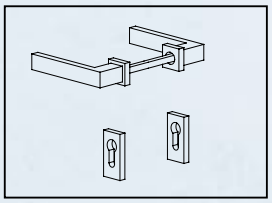

Maniglia + borchia con nottolino
Handle + wc release and inside turns

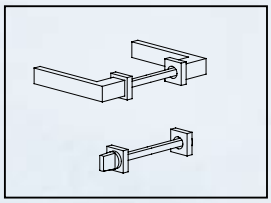

Coppia vaschetta
Pocket handles

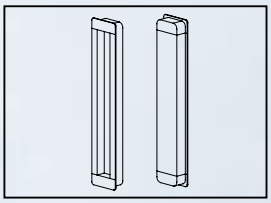

Maniglie per Anta Scorrevole - *Handles for sliding door*

Maniglia con serratura - *Bathroom lock*

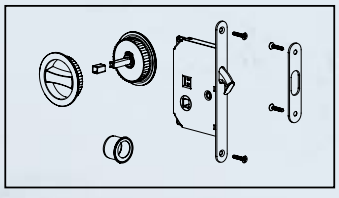

Maniglia senza serratura - *Flush pull handle*

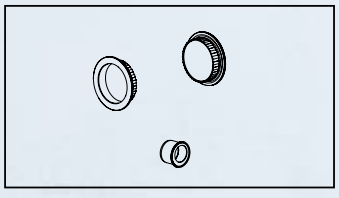

Maniglia chiave pieghevole - *Lock with hinget "lever" type key*

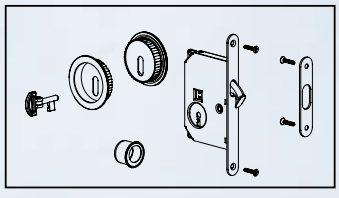

Maniglia cilindro europeo - *Lock with european cylinder*

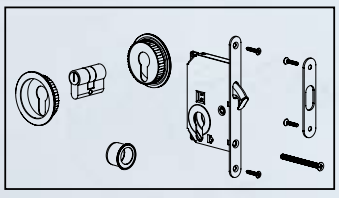

Maniglietta - *End pull*

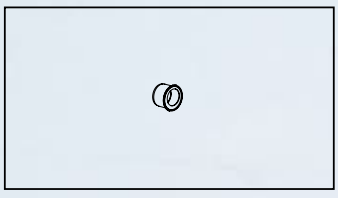

Coppia vaschetta - *Pocket handles*

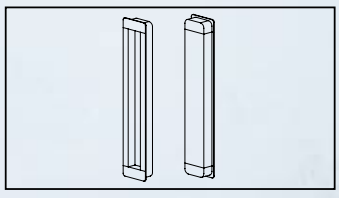

* **La Maniglia con serratura** si può montare su pannelli porta con spessore da 40 mm a 47 mm. L'utilizzo di questa versione sui controtelai con sede interna 54 mm (parete finita 90 mm e 100 mm) potrebbe non consentire la scomparsa totale dell'anta.

* *The handle with lock can be installed on the door panels with thickness from 40 to 47mm. The use of this version on frames with internal space of 54mm (finished wall 90 and 100 mm) may not allow the total disappearance of the leaf.*

Anta con fondo - *Panel with primer*

Anta con primer da completare con tinteggiatura, laccatura o carta da parati
Panel with primer to be completed by painting, lacquering or wallpaper

Laccati Standard opachi e lucidi - *Lacquered standard mat or gloss*

GRUPPO L1 - *GROUP L1*
RAL 9001 Bianco Crema - *White cream*
RAL 9003 Bianco Segnale - *Signal white*
RAL 9010 Bianco Puro - *Pure white*

GRUPPO L2 - *GROUP L2*			
RAL 1032 Giallo Ginestra - *Broom yellow*		RAL 7037 Grigio Polvere - *Dust grey*	
RAL 3001 Rosso Segnale - *Signal red*		RAL 8011 Marrone Noce - *Walnut brown*	
RAL 3016 Rosso Corallo - Coral *red*		RAL 9011 Nero Grafite - *Graphite black*	
RAL 5001 Blu Verde - *Blue green*			

Finiture ante: Laccati opachi 25 Gloss • Laccati lucidi (spazzolati). A richiesta è disponibile tutta la gamma dei colori RAL
Panel finishes: Lacquered mat 25 gloss • Lacquered glossy (brushed). Available on request the full range of RAL colors

>PLEIADI Essential anta scorrevole / *Sliding Doors*

Le porte scorrevoli PLEIADI sono disponibili per le misure standard nelle finiture: tanganika tinto chiaro, tanganika tinto noce, tanganika semilavorato e laccato bianco. È disponibile nella versione anta cieca, anta vetro e anta stile inglese. Le ante sono predisposte per l'inserimento di un vetro con spessore di mm 6; il vetro non viene fornito per consentire la massima personalizzazione da parte del cliente.

PLEIADI sliding doors are available in standard sizes in these finishes: light Tanganyika, walnut Tanganyika, semi-finished Tanganyika and white lacquered. Available in versions with flush panels, fully glazed or glazed in small panes. Doors are ready for the insertion of a sheet of glass with a thickness of 6 mm, which is not supplied, permitting maximum personalization by users.

>ESSENTIAL
ACQUA

TELAIO ALLUMINIO / *ALUMINIUM FRAME*

Anodizzato - Argento *Anodized - Silver*

Brillantato *Buffed*

Bianco *White*

VETRI / *GLASS PANELS*

Trasparente *Transparent*

Satinato *Frosted*

Opale *Opal*

Vetri - *Glasses*	Caratteristiche - *Characteristics*	Cat. F2	Cat. F3
03 Trasparente - *Transparent*	Vetro Temperato - *Tempered glass*	●	
04 Satinato - *Frosted*	Vetro Temperato - *Tempered glass*	●	
05 Opale - *Opal*	Vetro Stratificato - *Laminated glass*		●

I colori qui rappresentati e del campionario sono indicativi. Confermando un ordine il cliente accetta eventuali tolleranze dei colori e finiture.
The colours shown here and on samples are only approximate. By confirming an order, the customer accepts any slight differences in colours and finishes.

>ESSENTIAL ACQUA - VETRI *GLASSES PANELS*

VETRO TEMPERATO TRASPARENTE E SATINATO / *CLEAR AND FROSTED TEMPERED GLASS*

Il vetro temperato viene ottenuto per indurimento tramite trattamento termico che lo riscalda alla temperatura di tempra di 650 °C e successivamente posto a raffreddamento controllato.
Con questo processo il vetro acquista una resistenza meccanica cinque volte più resistente di un comune vetro.
Conformi alle norme UNI EN 12150, UNI 7697 e UNI EN 12600.
In caso di rottura si sbriciola in piccoli frammenti inoffensivi.
Le operazioni di pulizia e manutenzione possono venir effettuate con estrema semplicità.

Spessore vetro: 5 mm.
La satinatura di questo tipo di vetro viene fatta solo su 1 lato.

Tempered glass is hardened by heat treatment, in a process that heats it to the tempering temperature of 650°C, followed by controlled cooling.
This process gives the glass a level of mechanical resistance five times greater than that of untreated glass.
Compliant with the UNI EN 12150, UNI 7697 and UNI EN 12600 standards.
In case of breakage, the glass shatters into small and harmless fragments.
Cleaning and maintenance operations can be carried out with great simplicity.

Glass thickness: 5 mm.
This type of glass is frosted on one side only.

VETRO STRATIFICATO / *LAMINATED GLASS*

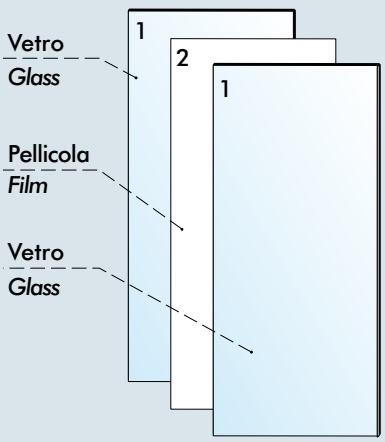

Vetro stratificato composto da due lastre di vetro (1) con interposta una pellicola di materiale plastico PVB (2) trasparente, che aderisce perfettamente alle due superfici di vetro, creando così un'unica lastra.
Conformi alle norme UNI 7697 e UNI EN 12600.
In caso di rottura la pellicola interna permette di trattenere i vari frammenti.
Le operazioni di pulizia e manutenzione possono venir effettuate con estrema semplicità.

Spessore vetro: 6 mm.

Laminated panel composed of two panes of glass (1) with a layer of transparent PVB plastic (2) between them, adhering perfectly to the two glass surfaces to create a single panel.
Compliant with the UNI 7697 and UNI EN 12600 standards.
In case of breakage, the internal film retains the fragments of glass.
Cleaning and maintenance operations can be carried out with great simplicity.

Glass thickness: 6 mm.

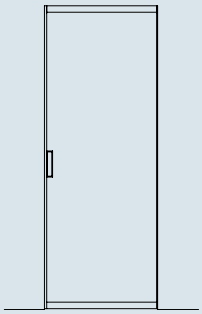

ANTA UNICA / *SINGLE DOOR*

Luce di passaggio mm / *Clear opening size mm*

L	H
600 ÷ 1200	1900 ÷ 2700



ANTA DOPPIA / *DOUBLE DOOR*

Luce di passaggio mm / *Clear opening size mm*

L	H
1200 ÷ 2400	1900 ÷ 2700

VISTA IN PIANTA / *VIEW FROM TOP*

APERTURA A SINISTRA / *LEFT-HAND OPENING*

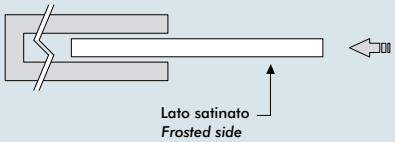

APERTURA A DESTRA / *RIGHT-HAND OPENING*

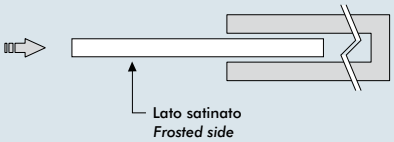

SPECIFICHE TECNICHE / *TECHNICAL SPECIFICATIONS*

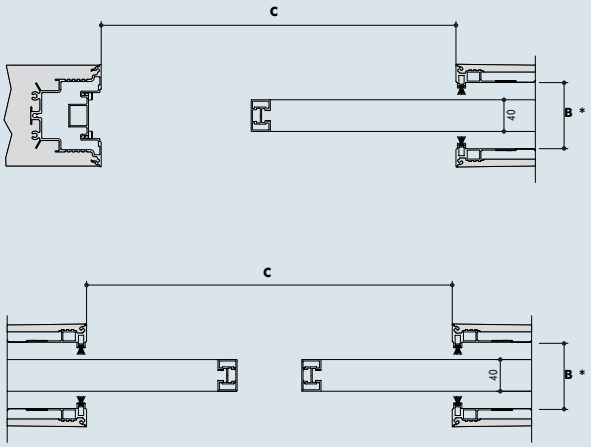

B Dimensione interna del controtelaio
C Luce di passaggio in larghezza
D Luce di passaggio in altezza

B *Internal frame dimension*
C *Clear opening width*
D *Clear opening height*

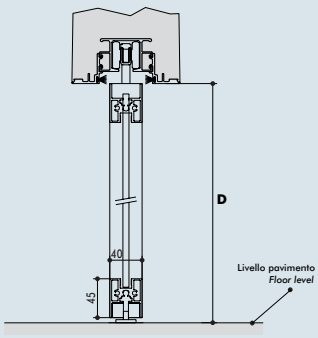

Spessore parete finita:
• 105/125 mm intonaco
• 100/125 mm cartongesso

Finished wall thickness:
• *105/125 mm with plasterwork*
• *100/125 mm with plasterboard*

La luce di passaggio effettiva a porta installata è ridotta in larghezza di 10 mm per l'anta unica.
Prima di ordinare la porta è necessario verificare in cantiere l'effettiva misura della luce di passaggio. Essa si rileva ad installazione avvenuta del controtelaio.

The effective clear opening size with the door installed is reduced in width by 10 mm for the single door.
Before ordering doors, the effective opening dimension must be checked directly on site. This dimension must be measured after frame installation.

MANIGLIE E SERRATURE / *HANDLES AND LOCKS*

Finiture disponibili: colore argento e laccato bianco.
Finishes availables: silver-colored and white lacquered.

MODELLO "A" / *MODEL "A"*

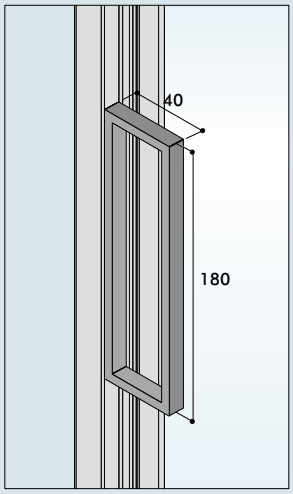

MODELLO "B" / *MODEL "B"*

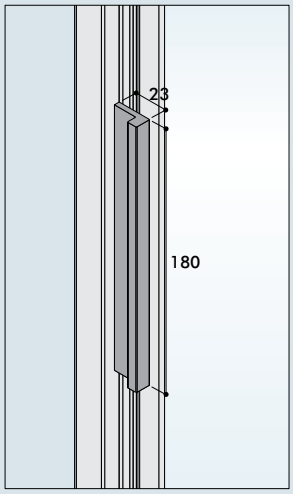

MODELLO "C" / *MODEL "C"*

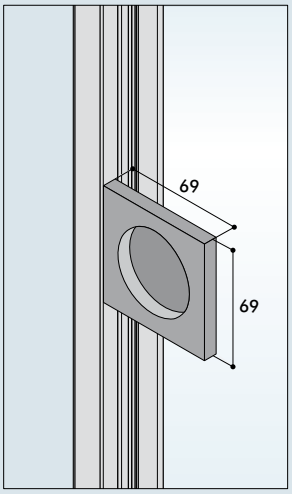

La maniglia modello "A" è fornita di serie. Le altre maniglie sono disponibili senza supplemento.
Model "A" handle is supplied as standard model. Other models are available free of charge.

MANIGLIE E SERRATURE / *BATHROOM DOOR LOCK*

Finiture disponibili: cromo satinato.
Finishes available: mat chrome

Serratura disponibile solo per anta singola.
Available only for single doors

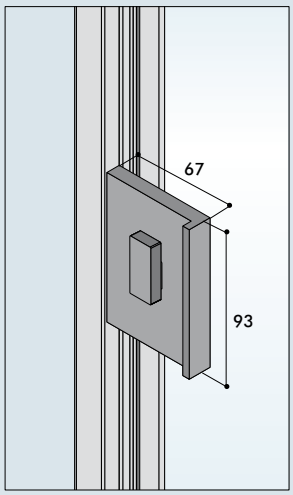

ACCESSORI *ACCESSORIES*

> OPEN

Dalla sinergia tra Scrigno e Faac, azienda leader nelle automazioni in ambito residenziale e industriale, nasce OPEN, il nuovo dispositivo in kit che consente di rendere automatica l'apertura e la chiusura di una porta scorrevole a scomparsa.
Sviluppato esclusivamente per il controtelaio ESSENTIAL PRO, è un kit di semplice installazione e può essere applicato anche su porte scorrevoli a scomparsa già in opera, senza ulteriori lavori di muratura.
Di dimensioni contenute, il gruppo motore è fissato alla guida del controtelaio e si cela totalmente mantenendo inalterata l'estetica della porta.

OPEN is a device that makes it possible to automatically open and close a sliding disappearing door mounted on an ESSENTIAL PRO frame.
Available in kit form, it is easy to fit, even in the case of sliding disappearing doors already installed.
The compact motor unit is fixed to the track at the top of the frame and is totally concealed, leaving the external appearance of the door unchanged.

SCRIGNO® POWERED by FAAC

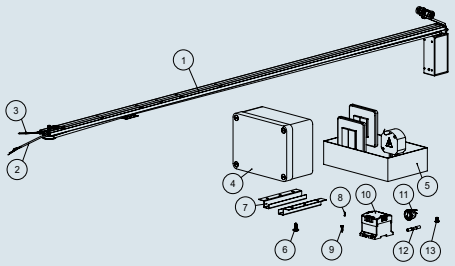

DOTAZIONE

1) 1 gruppo motore
2) 1 cavo alimentazione/comando (1 mt.)
3) 1 cavo messa terra (1 mt.)
4) 1 cassetta 150x110x70
5) 1 ricevitore + n° 2 trasmettitori
6) 6 viti autofilettanti ø 4.2x13
7) 2 clip di fissaggio
8) 1 vite autofilettante ø 2.9x13
9) 2 vite da legno 5 x 20
10) 1 trasformatore
11) 1 interruttore
12) 5 giunti termoretrattile
13) 6 rivetti

OPTIONAL: radar

COMPONENTS

1) 1 motor unit
2) 1 power supply/command cable
3) 1 grounding cable
4) 1 box 150x110x70
5) 1 receiver + 2 transmitters
6) 6 self-tapping screws ø 4.2x13
7) 2 fixing clips
8) 1 self-tapping screw ø 2.9x13
9) 2 wood screws 5 x 20
10) 1 transformer
11) 1 switch
12) 5 heat-shrink joints
13) 6 rivets

OPTIONAL: radar

ESEMPIO INSTALLAZIONE SU ESISTENTE / *EXAMPLE OF INSTALLATION ON EXISTING FRAME*

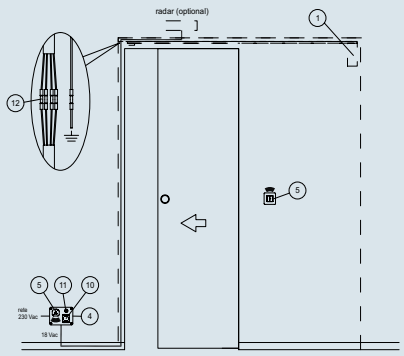

ESEMPIO INSTALLAZIONE SUL NUOVO / *EXAMPLE OF INSTALLATION ON NEW FRAME*

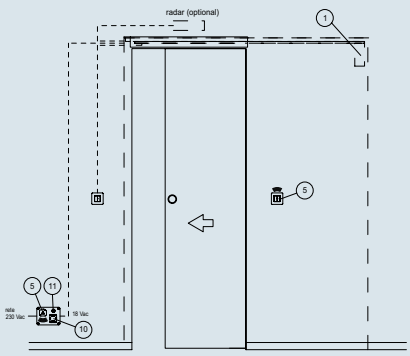

- L'installazione del Kit Open riduce la luce di passaggio in larghezza di circa 80 mm
  The installation of the Open kit reduces the passage opening in width of 80 mm approximately.
- Il kit permette l'automazione di porte con peso massimo di 40 Kg - *The kit allows the automation of doors for a maximum weight of 40 Kg.*

> SCRIGNO® SWITCH

Il punto luce adesivo, facile da applicare ed economico che si adatta al tuo impianto rispettandone l'estetica.

The self-adhesive light switch, cheap and easy to fit without building work, and a perfect décor match.

Scrigno Switch è l'interruttore in radiofrequenza per comandare l'accensione e/o lo spegnimento di un nuovo punto luce. È la soluzione ideale in tutte quelle situazioni dove non è possibile installare un impianto cablato tradizionale per via della mancanza di spazio nella parete, come ad esempio in presenza di controtelai. La praticità, l'estetica e la facilità d'installazione consentono di utilizzare Scrigno Switch anche in quei casi in cui si ha l'esigenza di creare una nuova accensione in ambienti non opportunamente cablati in fase di costruzione, senza che siano necessari lavori di muratura e passaggio di cavi.

Scrigno Switch is a radiofrequency switch that can be used to turn a light on and off, and is the ideal solution in all situations where a conventional wiring system cannot be installed due to lack of sufficient depth of the wall, as for instance in the presence of a built-in frame for a sliding disappearing door. Practical, unobtrusive and simple to install, Scrigno Switch can also be used in other spaces where a new light switch is required but that are without suitable wiring, with no need for building work and the installation of power cables.

COMPOSIZIONE DEL KIT / *COMPOSITION OF KIT*

Scrigno Switch è l'interruttore in radiofrequenza per comandare l'accensione e/o lo spegnimento di un nuovo punto luce. È la soluzione ideale in tutte quelle situazioni dove non è possibile installare un impianto cablato tradizionale per via della mancanza di spazio nella parete, come ad esempio in presenza di controtelai. La praticità, l'estetica e la facilità d'installazione consentono di utilizzare Scrigno Switch anche in quei casi in cui si ha l'esigenza di creare una nuova accensione in ambienti non opportunamente cablati in fase di costruzione, senza che siano necessari lavori di muratura e passaggio di cavi.

Scrigno Switch is a radiofrequency switch that can be used to turn a light on and off, and is the ideal solution in all situations where a conventional wiring system cannot be installed due to lack of sufficient depth of the wall, as for instance in the presence of a built-in frame for a sliding disappearing door. Practical, unobtrusive and simple to install, Scrigno Switch can also be used in other spaces where a new light switch is required but that are without suitable wiring, with no need for building work and the installation of power cables.

VANTAGGI / *ADVANTAGES*

- Facile da installare;
- perfetta armonizzazione estetica con gli impianti già presenti nell'abitazione attraverso l'utilizzo del kit di adattatori;
- utilizzo di batterie a bottone al litio a lunga durata;
- Conforme a:

  Direttiva 89/336/CEE relativa alla compatibilità elettromagnetica.
  Direttiva 73/23/CEE relativa alle apparecchiature elettriche in bassa tensione.
  Direttiva 1999/5/CE riguardante le apparecchiature radio e le apparecchiature terminali di telecomunicazione e il reciproco riconoscimento della loro conformità.

- *Easy to install;*
- *styling and colour to perfectly match existing switch and socket fittings with use of the adaptor kit;*
- *powered by long-life lithium button batteries;*
- *In accordance with:*

  Directive 89/336/EEC (ECM Directives) and subsequent amendments concerning Electromagnetic Compatibility.
  Directive 73/23/EEC concerning Low Voltage Equipment
  Directive 99/5/EC in accordance with the Radio & Telecommunication Terminal Equipment and the mutual recognition of their conformity.

>ESSENTIAL

BATTENTE REI

REI SWING DOOR

ESSENTIAL BATTENTE REI30 X122 ***ESSENTIAL SWINGING DOOR REI30 X122***				**1/2 ORA** ***1/2 HOUR***
Luce di passaggio *Clear opening size* L	H	Misure d'ingombro *Structural opening size* Li	Hi	Spessore Parete "Sp" *Finished Wall "Sp"*
600	2000 ÷ 2650	730	2065 ÷ 2715	125 o superiore intonaco/cartongesso *125 or over plastered /plasterboard*
700		830		
800		930		
900		1030		
1000		1130		
1100	2000 ÷ 2530	1230	2065 ÷ 2595	

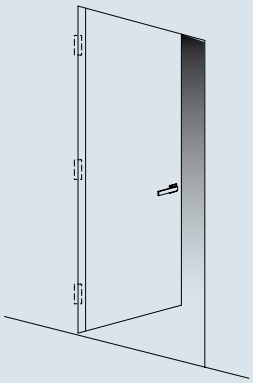

Prodotto certificato UNI EN 1634-1:2009
La larghezza di passaggio effettiva è ridotta in larghezza di 60 mm.

Product certified to the UNI EN 1634-1:2009 standards.
The effective clear opening size is reduced in width by 60 mm.

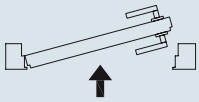

Spingere Sx / Push Left

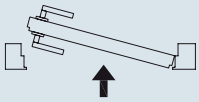

Spingere Dx / Push Right

ESSENTIAL BATTENTE REI60 X122 ***ESSENTIAL SWINGING DOOR REI60 X122***				**1 ORA** ***1 HOUR***
Luce di passaggio *Clear opening size* L	H	Misure d'ingombro *Structural opening size* Li	Hi	Spessore Parete "Sp" *Finished Wall "Sp"*
600	2000 ÷ 2650	730	2065 ÷ 2715	125 o superiore intonaco/cartongesso *125 or over plastered /plasterboard*
700		830		
800		930		
900		1030		
1000		1130		
1100	2000 ÷ 2530	1230	2065 ÷ 2595	

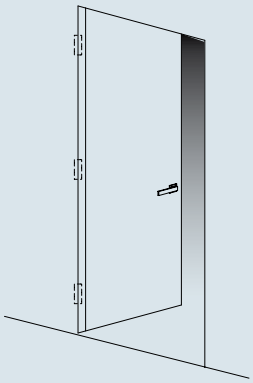

Prodotto certificato UNI EN 1634-1:2009
La larghezza di passaggio effettiva è ridotta in larghezza di 60 mm.

Product certified to the UNI EN 1634-1:2009 standards.
The effective clear opening size is reduced in width by 60 mm.

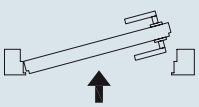

Spingere Sx / Push Left

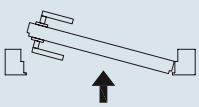

Spingere Dx / Push Right

>ESSENTIAL BATTENTE REI

Funzionamento	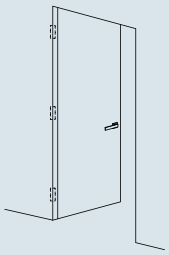	Porta a filo parete con gioco fra pannello e telaio di circa 3 mm. Rotazione su cerniere a scomparsa. **Massima apertura 90°.**
Dimensioni disponibili		• Larghezza da 600 a 1100* mm. • Altezza: tutte le misure da 2000 a 2650 mm. * Per la larghezza da 1100 mm, l'altezza massima è 2530 mm.
Tipologia apertura	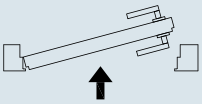 Modello Sinistro a Spingere 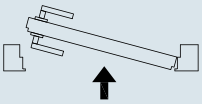 Modello Destro a Spingere	L'apertura a spingere consente l'apertura dell'anta a 90°, questo **riduce la luce di passaggio di circa 60 mm.**
Classe di resistenza al fuoco	•REI30 _ EI1 30' •REI60 _ EI1 60'	
Certificazioni	Certificata secondo UNI EN 1634-1:2009 ed omologata come da D.M. 21/06/2004: • istanza di omologazione RN284EI1060P001(Rei 60) • certificato di prova di resistenza al fuoco N° 52/U/12-164FR.	**Abbattimento acustico:** Rw 23(-1:0) dB secondo ISO 717-1(2000). Risultato ottenuto con chiudiporta incassato Dorma e guarnizione sottoporta.
Finiture Pannello	• Con fondo (primer)	
Spessore parete	Parete finita: • 125 mm o superiore in muratura • 125 mm o superiore in cartongesso	
Pannello	Spessore 60 mm composto da telaio in legno duro e materiale termoisolante, placcato con mdf da 3 mm con guarnizione perimetrale di battuta. Pannello predisposto con foro maniglia e cilindro.	
Guarnizioni	• In pvc di colore nero o bianco per la tenuta dell'aria • Termoespandenti di colore nero o bianco per la tenuta dei fumi caldi **Optional:** • Guarnizione sottoporta (paraspifferi)	
Rostri per porte tagliafuoco	n° 3 rostro passivo SC-Firebolt in Fe zincato n° 3 rostro attivo SC-Firebolt in Fe zincato	
Cerniere	n°5 Cerniere a scomparsa registrabili sui 3 assi, verniciate argento. Registrazioni consentite: • Regolazione verticale ±2 mm • Regolazione in pressione ±1 mm • Regolazione orizzontale ±1,5 mm	

Chiudiporta	Incassato Dorma ITS 96 EN 2-4. Chiudiporta con azionamento a camma integrato nel pannello porta, marcato CE secondo la normativa EN 1154 A, con coppia di apertura/forza a decremento rapido. Forza di chiusura, velocità di chiusura e azione di scatto regolabili. 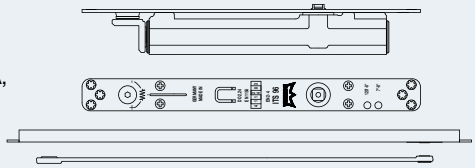
Tipologia chiusura	 **Serratura:** A. Serratura Sicurezza E70 F22 B. Opera SL E70 F22 (senza antieffrazione) C. Opera DQ SL E70 F22
Finiture serrature e incontro elettrico	• Cromo opaco
Descrizione funzionamento serrature	Sicurezza SL entrata 70 frontale 22. Serratura tradizionale con scrocco e catenaccio azionato da cilindro a profilo Din V 18254. Lo scrocco a leva assicura il massimo silenzio nella chiusura della porta, specialmente quando è installato un chiudiporta automatico. La serratura è marcata CE secondo la normativa EN 12209:2003/AC:2005 ed è quindi certificata per l'utilizzo su porte tagliafumo e tagliafuoco. Non è possibile installare le maniglie con viti passanti.
	Opera Hotel SL entrata 70 frontale 22 senza antieffrazione. Serratura antipanico per porte di Hotel e comunità. Dall'interno, abbassando la maniglia, si sbloccano istantaneamente scrocco e catenaccio consentendo l'uscita rapida dalla stanza in caso di emergenza. La serratura OPERA SL permette di utilizzare qualunque tipo di maniglia. Il segnalatore di presenza, infatti, è collocato direttamente sul cilindro. Da abbinare esclusivamente a Cilindro OPERA con rotazione limitata. Con l'utilizzo di incontri elettici, è possibile automatizzare l'apertura della porta per mezzo di badge e transponder. La serratura è marcata CE secondo la normativa EN 12209:2003/AC:2005 ed è quindi certificata per l'utilizzo su porte tagliafumo e tagliafuoco.
	Opera hotel DQ SL entrata 70 frontale 22 (serratura con un solo lato antipanico). Serratura da infilare antipanico per porte di Hotel e comunità (centri di cura, di accoglienza per anziani e di villeggiatura, bagni, accessi comuni in edifici pubblici, per le quali sia utile o necessario l'utilizzo della maniglia da ambo i lati della porta). Dall'interno, abbassando la maniglia, si sbloccano instantaneamente scrocco e catenaccio consentendo l'uscita rapida dalla stanza in caso di emergenza. Abbassando la maniglia dal lato antipanico, catenaccio e scrocco rientrano nella serratura; dal lato opposto, l'abbassamento della maniglia determina il rientro solamente dello scrocco. Da abbinare esclusivamente a Cilindro OPERA a rotazione completa. Con l'utilizzo di appositi incontri elettici, è possibile automatizzare l'apertura della porta per mezzo di badge e transponder. La serratura è marcata CE secondo la normativa EN 12209:2003/AC:2005 ed è quindi certificata per l'utilizzo su porte tagliafumo e tagliafuoco.
Incontro su telaio (valido per serrature sicurezza e Opera)	**Descrizione** Incontro con vaschetta regolabile (elettrificabile in un secondo momento). **Utilizzo** Su serrature antipanico Opera e sicurezza SL si ha un incontro normale che può diventare in secondo momento incontro elettrico sostituendo la vaschetta con un blocchetto. **Non abbinabile con serratura Opera con antieffrazione.**
Blocchetto elettrico	Blocchetto elettrico 12V. Ca 250/cc280mA, 24V ca 500/cc560mA senza memoria di apertura, senza leva sblocco manuale.
Composizione imballo	Composto da due colli: • collo telaio • collo anta Tutti gli accessori, cerniere, guarnizioni, chiudiporta, Firebolt e serratura sono forniti all'interno del collo telaio e sono da installare in fase di montaggio porta.

Operation	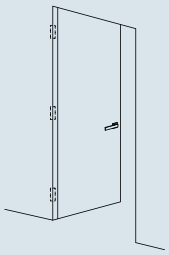	Door flush with the wall with a play of about 3 mm betweenthe door panel and the frame. Rotation on concealed hinges. **Maximum opening 90°.**
Available sizes		• Width from 600 to 1100 mm.* • Height: all sizes from 2000 to 2650 mm. * For the width of 1100 mm, the maximum height is 2530 mm.
Opening types	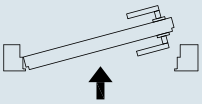 Modello Sinistro a Spingere 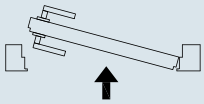 Modello Destro a Spingere	Push opening allows doors to be opened to 90°, but this reduces the clear opening size by about 60 mm.
Fire resistance class	•REI30 _ EI1 30' •REI60 _ EI1 60'	
Certifications	Certified in accordance with UNI EN 1634-1:2009 and type-approved pursuant to Ministerial Decree 21/06/2004: • type-approval request RN284EI1060P001(REI 60) • fire resistance test certificate No. 52/U/12-164FR.	**Noise insulation:** Rw 23(-1:0) dB in accordance with ISO 717-1(2000). Result obtained with incorporated Dorma door closer and bottom draught excluder.
Door panel finish	• Primer coat	
Wall thickness	Finished wall: • 125 mm or more with plasterwork • 125 mm or more with plasterboard	
Door panel	Thickness 60 mm, composed of a hardwood frame and heat insulation material, faced with 3 mm MDF with edging seals on closures. Door panel pre-fitted with hole for handle and lock cylinder.	
Seals	• In black or white PVC for sealing against draughts • Black or white intumescent strips for sealing against hot fumes **Optional accessories:** • Bottom seal (draught excluder)	
Bolts for fire doors	3 passive SC-Firebolts in galvanized steel 3 active SC-Firebolts in galvanized steel	
Hinges	5 concealed hinges adjustable on 3 axes, painted silver. Possible adjustments: • Vertical adjustment ±2 mm • Pressure adjustment ±1 mm • Horizontal adjustment ±1.5 mm	

Door closer	Incorporated Dorma ITS 96 EN 2-4. Door closer with cam operation incorporated into the door, CE-marked in compliance with the EN 1154 A standard, with rapid opening/force torque decrease. Variable closing force, closing speed and latching action. 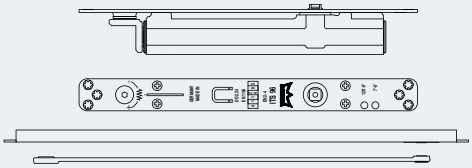
Closure type	 **Lock:** A. E70 F22 safety lock B. Opera SL E70 F22 (without anti-intrusion protection) C. Opera DQ SL E70 F22
Lock and electric strike plate finish	• Mat chrome
Lock operation descriptions	SL safety lock, backset 70 mm, faceplate 22 mm. Conventional lock with latch and bolt operated by a cylinder with a DIN V 18254 profile. The lever latch ensures the maximum silence of door closure, particularly when an automatic door closer is also fitted. The lock is CE-marked in compliance with the EN 12209:2003/AC:2005 standard, and is therefore certifie for use on smoke and fire doors. Handles with through screws cannot be fitted.
	Opera Hotel SL, backset 70 mm, faceplate 22 mm, without anti-intrusion protection. Panic lock for hotel and community doors. When the handle is lowered from the inside, the latch and lock are immediately released, allowing a rapid exit to be made from the room in case of an emergency. The OPERA SL lock allows any type of handle to be used. The occupancy indicator is in fact linked directly to the cylinder. Can be used only with an OPERA cylinder with limited rotation. When an electric strike plate is fitted, door opening can be automated using a badge and transponder. The lock is CE-marked in compliance with the EN 12209:2003/AC:2005 standard, and is therefore certified for use on smoke and fire doors.
	Opera hotel DQ SL, backset 70 mm, faceplate 22 mm (lock with only one panic side). Insertable panic lock hotel and community doors (healthcare centres, hospitality structures for the elderly and holidaymakers, bathrooms, common entrances in public buildings, where use of the handle from both sides of the door is preferred or necessary). When the handle is lowered from the inside, the latch and lock are immediately released, allowing a rapid exit to be made from the room in case of an emergency. When the handle is lowered on the panic side, the latch and bolt retract into the lock. From the opposite side, lowering the handle retracts only the latch. To be used only with an OPERA cylinder with complete rotation. When the specific electric strike plate is fitted, door opening can be automated using a badge and transponder. The lock is CE-marked in compliance with the EN 12209:2003/AC:2005 standard, and is therefore certified for use on smoke and fire doors.
Strike plate on frame (valid for safety locks and Opera locks)	**Lock** Strike plate with adjustable recess (can be electrified subsequently). **Use** Opera panic locks and SL safety locks are fitted with a normal strike plate that can later be converted into an electric strike plate by replacing the recess with an electrical unit. **Cannot be combined with Opera locks with anti-intrusion protection.**
Electrical unit	Electrical unit 12V. 250 V AC/ DC 280 mA, 24 V AC 500 V/ DC 560 mA, without opening memory, without manual release lever.
Packaging composition	Composed of two packages: • frame package • door panel package All accessories, including hinges, seals, door closer, Firebolts and lock, are supplied inside the frame package, and must be fitted when the door is installed.

>ESSENTIAL

BATTENTE ZERO

ESSENTIAL BATTENTE ZERO
ESSENTIAL SWINGING DOOR ZERO

Luce di passaggio *Clear opening size*		Misure d'ingombro *Structural opening size*		Spessore Parete "Sp" *Finished Wall "Sp"*
L	H	Li	Hi	
600	2000 / 2100	730	2065 / 2165	105 intonaco/*plastered* 100 cartongesso/*plasterboard*
700		830		
750		880		
800		930		
900		1030		

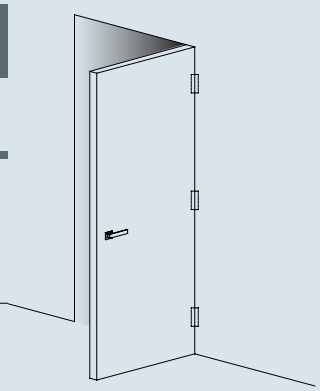

Nota: La fornitura comprende solo la serratura magnetica con chiave *patent*. Telaio e porta non vendibili separatamente
Note: The supply includes only the magnetic lock with "patent" key. Frame and door are not sold separately.

La versione a spingere consente l'apertura massima dell'anta di 90°/100°, con conseguente riduzione della luce di passaggio.
The push model allows the maximum opening of the leaf of 90 ° / 100 °, with the consequent reduction of the clear opening size.

LEGENDA
LEGEND

L = Larghezza luce
Opening Width
H = Altezza luce
Opening Height
Li = Ingombro in larghezza
Overall Width
Hi = Ingombro in altezza
Overall Height
PF = Parete finita
Finished Wall
Si = Sede interna
Internal Space

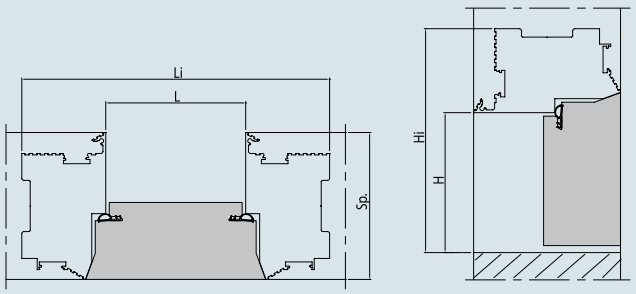

Modello a Tirare
Pull Model

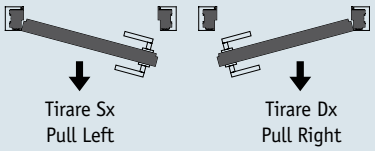

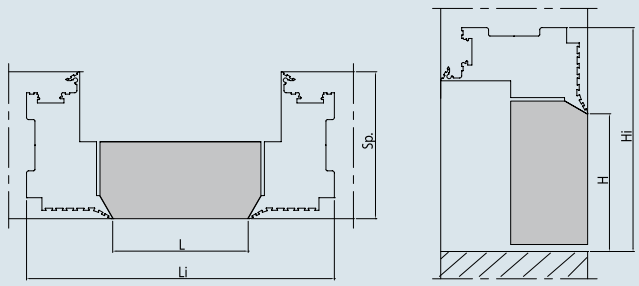

Modello a Spingere
Push Model

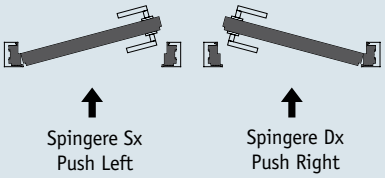

In caso di affiancamento di porte a spingere e a tirare sulla stessa parete, fra i due modelli, a parità di luce di passaggio, il foro luce del modello Tirare presenta una differenza di altezza di + 10 mm e in larghezza di + 20 mm.
In case of Push and Pull doors one beside the other on the same wall, between the two models with the same clear opening size, the light hole for the Pull model presents a difference of + 10 mm for the height and of + 20 mm for the width.

LITTLE, LITTLE ZERO E LITTLE CARTONGESSO

>ESSENTIAL

LITTLE, LITTLE ZERO and LITTLE PLASTERBOARD

ESSENTIAL LITTLE - APERTURA LATERALE 1 ANTA - STANDARD - SERRATURA PREMI/APRI
ESSENTIAL LITTLE WITH SIDE OPENING, 1 DOOR - PUSH TO OPEN LOCK

Vano *Opening dimensions*		Telaio *Frame dimensions*		Vano *Opening dimensions*		Telaio *Frame dimensions*	
L	H	Li	Hi	L	H	Li	Hi
400	400	470	470	600	400	670	470
	600		670		600		670
	800		870		800		870
	1000		1070		1000		1070
	1200		1270		1200		1270
	1500		1570		1500		1570
	1800		1870		1800		1870
	2100*		2135*		2100*		2135*
	2400*		2435*		2400*		2435*

* H=2100 e 2400 Telaio in alluminio su 3 lati con anta tirare a DX
For the High 2100 and 2400 mm aluminium frame on three sides with opening right pull.

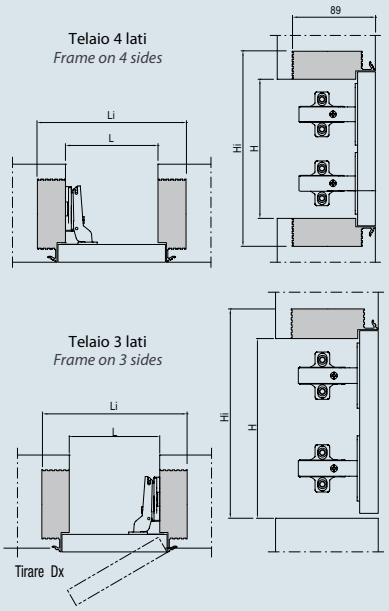

ESSENTIAL LITTLE CON APERTURA LATERALE 1 ANTA FUORI MISURA
ESSENTIAL LITTLE WITH SIDE OPENING, 1 DOOR SPECIAL MEASURES

Vano *Opening dimensions*		Telaio *Frame dimensions*	
L	H	Li	Hi
300 ÷ 600	300 ÷ 1500	370 ÷ 670	370 ÷ 1570

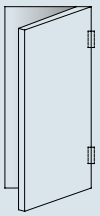

Apertura 1 anta
Opening for 1 door

Serrature disponibili:
Push Lock pomolo bianco - Push Lock pomolo cromato opaco - Push Lock pomolo cromato lucido
Serratura a leva con spina triangolare - Serratura a leva con cilindro - Premi/Apri.
Locking availables: white Push Lock, satin chrome Push Lock, polished chrome Push lock, cam lock for triangular socket key, cam locks with cylinder, push to open.

ESSENTIAL LITTLE - APERTURA LATERALE 2 ANTE - STANDARD - SERRATURA PREMI/APRI
ESSENTIAL LITTLE WITH SIDE OPENING, 2 DOORS - PUSH TO OPEN LOCK

Vano *Opening dimensions*		Telaio *Frame dimensions*		Vano *Opening dimensions*		Telaio *Frame dimensions*	
L	H	Li	Hi	L	H	Li	Hi
816	400	886	470	1216	400	1286	470
	600		670		600		670
	800		870		800		870
	1000		1070		1000		1070
	1200		1270		1200		1270
	1500		1570		1500		1570
	1800		1870		1800		1870
	2100*		2135*		2100*		2135*
	2400*		2435*		2400*		2435*

* H=2100 e 2400 Telaio in alluminio su 3 lati con anta tirare a DX
For the High 2100 and 2400 mm aluminium frame on three sides with opening right pull.

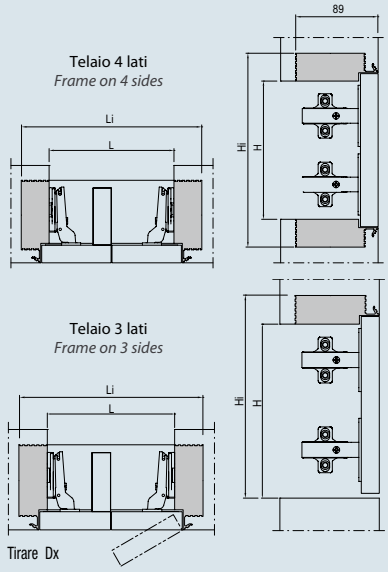

ESSENTIAL LITTLE CON APERTURA LATERALE 2 ANTE FUORI MISURA
ESSENTIAL LITTLE WITH SIDE OPENING, 2 DOORS SPECIAL MEASURES

Vano *Opening dimensions*		Telaio *Frame dimensions*	
L	H	Li	Hi
600 ÷ 1200	300 ÷ 1500	670 ÷ 1270	370 ÷ 1570

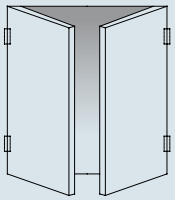

Apertura 2 ante
Opening for 2 doors

Serrature disponibili:
Push Lock pomolo bianco - Push Lock pomolo cromato opaco - Push Lock pomolo cromato lucido
Serratura a leva con spina triangolare - Serratura a leva con cilindro - Premi/Apri.
Locking availables: white Push Lock, satin chrome Push Lock, polished chrome Push lock, cam lock for triangular socket key, cam locks with cylinder, push to open.

>ESSENTIAL LITTLE

ESSENTIAL LITTLE CON APERTURA ORIZZONTALE 1 ANTA
ESSENTIAL LITTLE WITH HORIZONTAL OPENING, 1 DOOR

Vano *Opening dimensions*		Telaio *Frame dimensions*	
L	H	Li	Hi
300 ÷ 1500	300 ÷ 600	370 ÷ 1570	370 ÷ 670

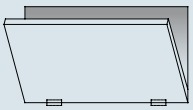

Apertura a ribalta
Upwards opening

Apertura a vasistas
Downwards opening

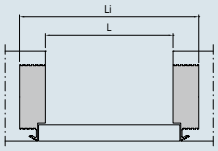

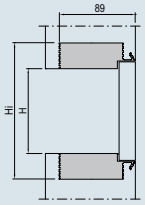

Serrature disponibili:
Push Lock pomolo bianco - Push Lock pomolo cromato opaco - Push Lock pomolo cromato lucido
Serratura a leva con spina triangolare - Serratura a leva con cilindro.
Locking availables: white Push Lock, satin chrome Push Lock, polished chrome Push lock, cam lock for triangular socket key, cam locks with cylinder.

>ESSENTIAL LITTLE ZERO

ESSENTIAL LITTLE ZERO CON APERTURA LATERALE 1 ANTA
ESSENTIAL LITTLE ZERO WITH SIDE OPENING, 1 DOOR

Vano *Opening dimensions*		Telaio *Frame dimensions*	
L	H	Li	Hi
300 ÷ 600	300 ÷ 1300	370 ÷ 670	370 ÷ 1370

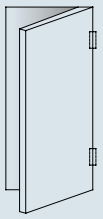

Apertura 1 anta
Opening 1 door

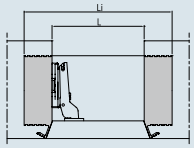

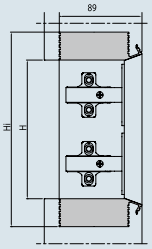

Serrature disponibili:
Push Lock pomolo bianco - Push Lock pomolo cromato opaco - Push Lock pomolo cromato lucido
Serratura a leva con spina triangolare - Serratura a leva con cilindro.
Locking availables: white Push Lock, satin chrome Push Lock, polished chrome Push lock, cam lock for triangular socket key, cam locks with cylinder.

ESSENTIAL LITTLE ZERO CON APERTURA ORIZZONTALE 1 ANTA
ESSENTIAL LITTLE ZERO WITH HORIZONTAL OPENING, 1 DOOR

Vano *Opening dimensions*		Telaio *Frame dimensions*	
L	H	Li	Hi
300 ÷ 1300	300 ÷ 600	370 ÷ 1370	370 ÷ 670

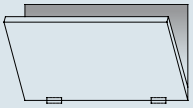

Apertura a ribalta
Upwards opening

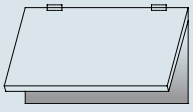

Apertura a vasistas
Downwards opening

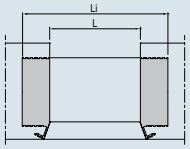

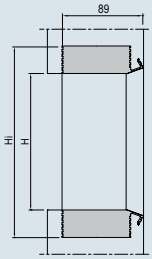

Serrature disponibili:
Push Lock pomolo bianco - Push Lock pomolo cromato opaco - Push Lock pomolo cromato lucido
Serratura a leva con spina triangolare - Serratura a leva con cilindro.
Locking availables: white Push Lock, satin chrome Push Lock, polished chrome Push lock, cam lock for triangular socket key, cam locks with cylinder.

ESSENTIAL LITTLE CARTONGESSO DA SOFFITTO
ESSENTIAL LITTLE PLASTERBOARD FOR CEILING

Vano *Opening dimensions*		Telaio *Frame dimensions*	
L	H	Li	Hi
200	200	600	600
300	300		
400	400		
500	500	800	800
600	600		

Nota: apertura a spinta verso l'interno del soffitto.
Note: push opening towards the inside of the ceiling

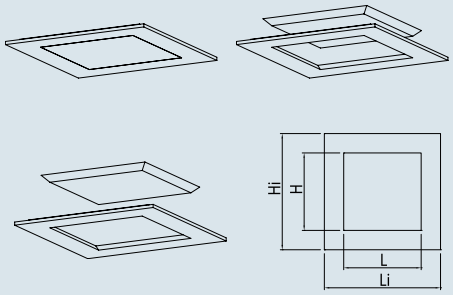

ESSENTIAL LITTLE CARTONGESSO DA PARETE A FISSAGGIO MAGNETICO
ESSENTIAL LITTLE PLASTERBOARD FOR WALL, FIXED MAGNETICALLY

Vano *Opening dimensions*		Telaio *Frame dimensions*	
L	H	Li	Hi
200	200	600	600
400	600	600	800
1600	300	2000	600

Nota: maniglia in dotazione
Note: handle provided

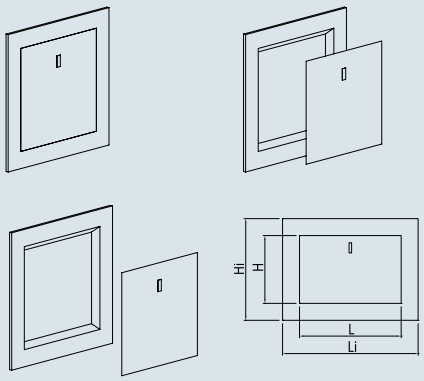

ESSENTIAL LITTLE CARTONGESSO DA PARETE CON CERNIERE - 1 ANTA
ESSENTIAL LITTLE PLASTERBOARD FOR WALL, WITH HINGE - 1 DOOR

Vano *Opening dimensions*		Telaio *Frame dimensions*	
L	H	Li	Hi
300	400	600	800
400	600		
500	1000	800	1300

Nota: maniglia con nottolino asportabile in dotazione
Note: handle with removable lock provided

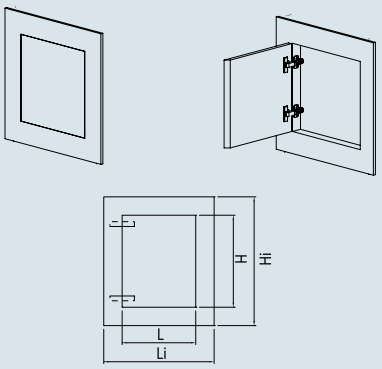

ESSENTIAL LITTLE CARTONGESSO DA PARETE CON CERNIERE 2 ANTE
ESSENTIAL LITTLE PLASTERBOARD FOR WALL, WITH HINGE, 2 DOORS

Vano *Opening dimensions*		Telaio *Frame dimensions*	
L	H	Li	Hi
800	1500	1200	2000

Nota: maniglia magnetica asportabile in dotazione
Note: removable magnetic handle provided

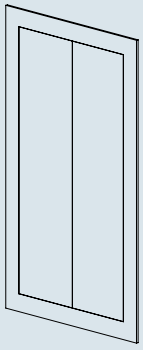



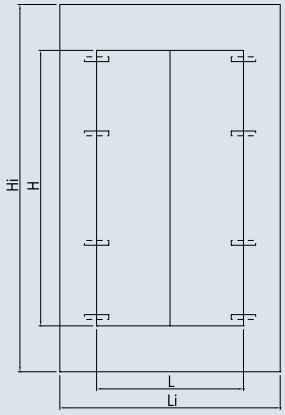

Tutti i modelli Essential Little cartongesso presentano bordi cornici, pertanto la luce di passaggio effettiva è ridotta di circa 15 mm per ogni lato.
All Essential Little Drywall models have edges, so the real clear opening size is reduced by approximately 15 mm on each side.

DETTAGLI TECNICI *TECHNICAL DETAILS*

>ESSENTIAL SCORREVOLE *SLIDING*

Controtelaio per porta scorrevole a scomparsa senza stipite per parete in muratura da 105 mm e 125 mm
Frame for sliding disappearing door without doorpost for masonry walls with thicknesses 105 mm and 125 mm

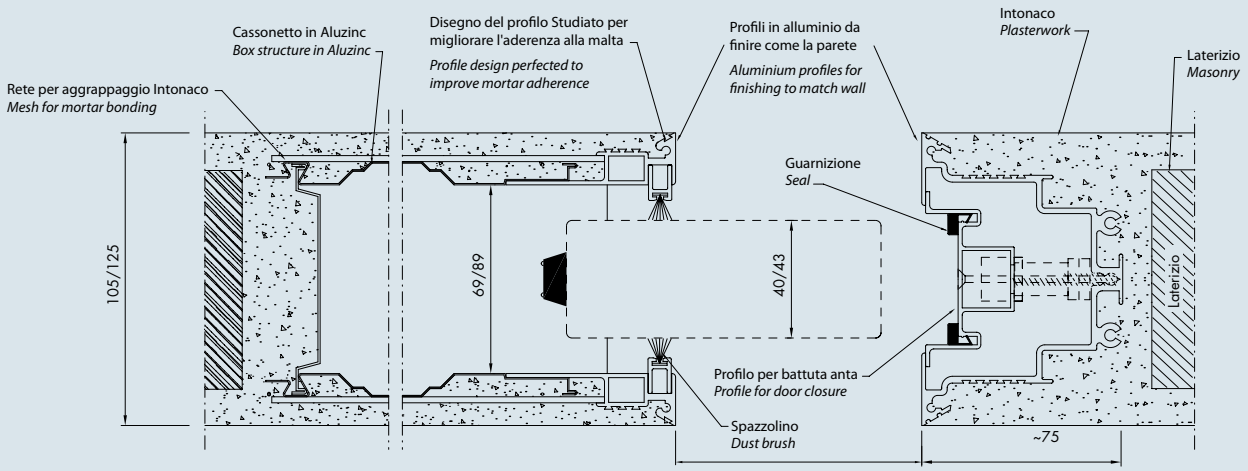

Controtelaio per porta scorrevole a scomparsa senza stipite per parete in cartongesso da 100 mm e 125 mm
Frame for sliding disappearing door without doorpost for plasterboard walls with thicknesses 100 mm and 125 mm

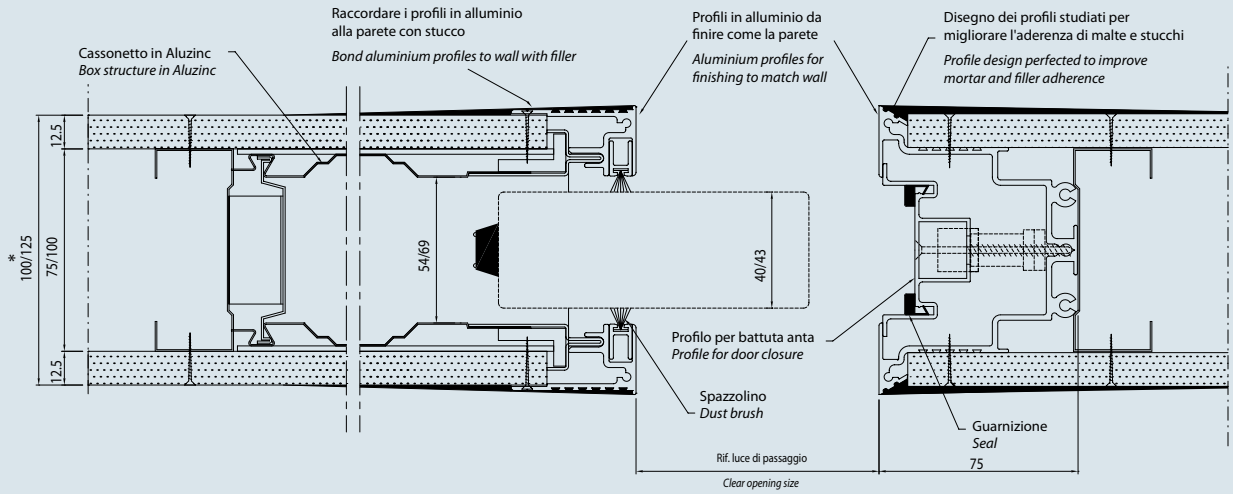

* Per parete 100 mm spessore porta massimo 40 mm / *Maximum door thickness 40 mm for 100 mm wall thickness*

Parete in muratura da 105 mm e 125 mm
Masonry walls with thicknesses 105 mm and 125 mm

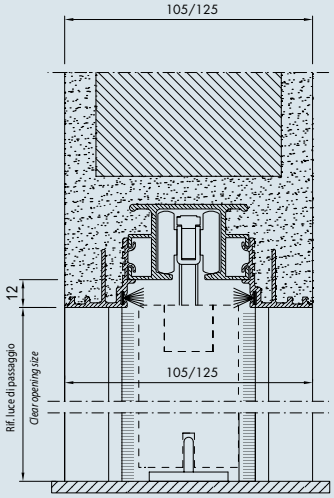

Parete in cartongesso da 100 mm e 125 mm
Plasterboard walls with thicknesses 100 mm and 125 mm

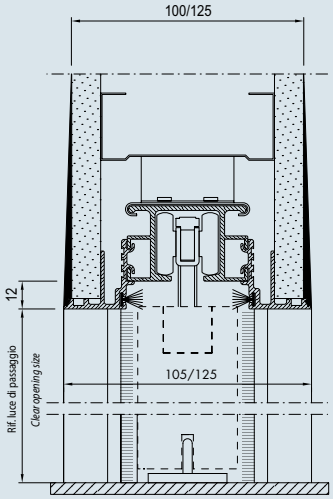

>ESSENTIAL DUAL

Controtelaio per porta in vetro scorrevole a scomparsa senza stipite per parete in muratura da 105 mm
Frame for sliding disappearing glass doors without doorpost for masonry walls with thickness 105 mm

Esempio di applicazione con porta apertura Dx
Example of installation with right-hand door opening

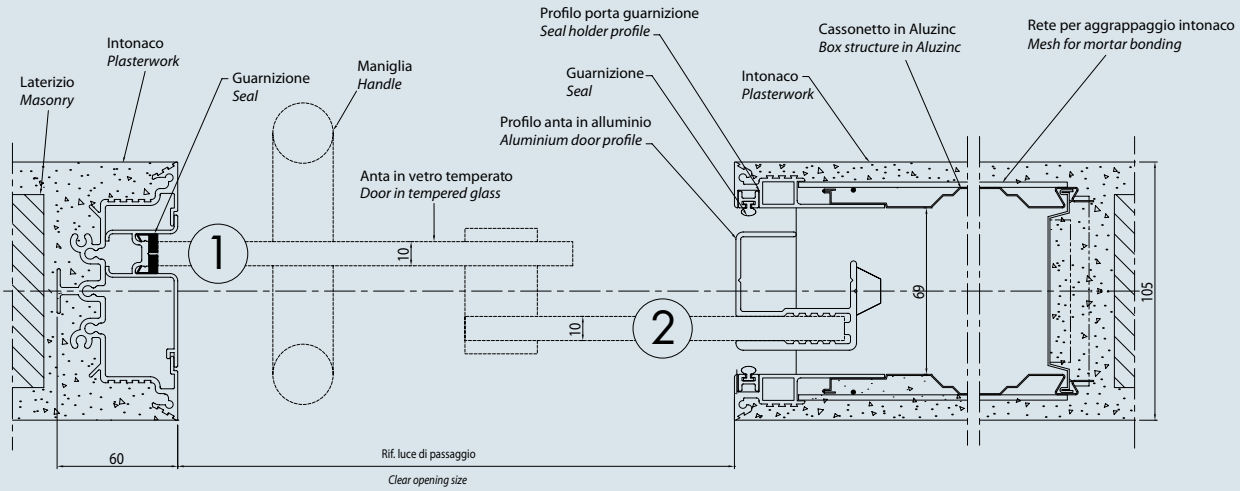

Esempio di applicazione con porta apertura Sx
Example of installation with left-hand door opening

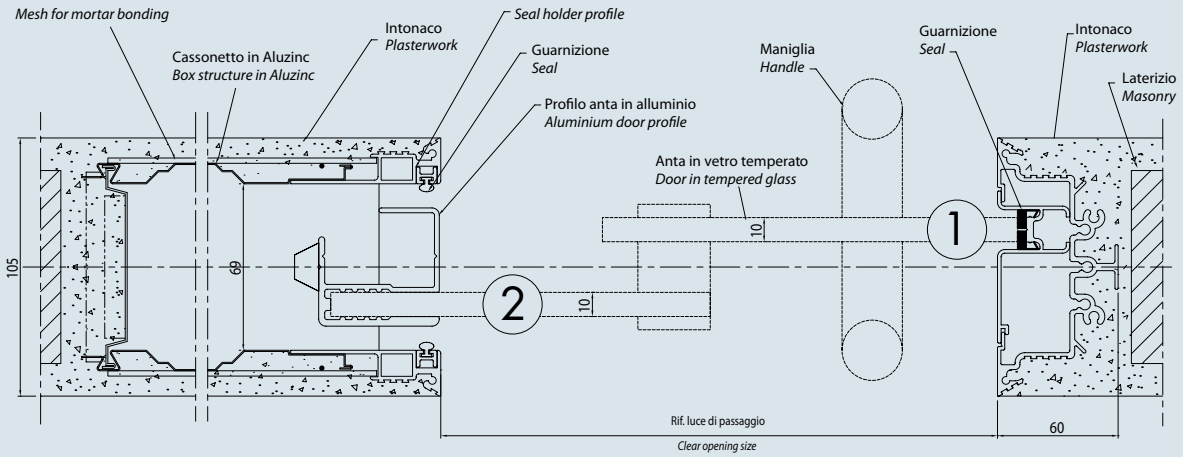

Le particolari caratteristiche del controtelaio Essential Dual rendono indispensabile l'abbinamento o con la sua porta vetro finita, oppure con la sua specifica ferramenta.
The special characteristics of the Essential Dual frame make it essential for it to be combined with the finished glass door or its specific hardware fittings.

Controtelaio per vetri scorrevoli a scomparsa senza stipite per parete in muratura da 140 mm
Frame for sliding disappearing glasses without doorpost for masonry walls with thickness 140 mm

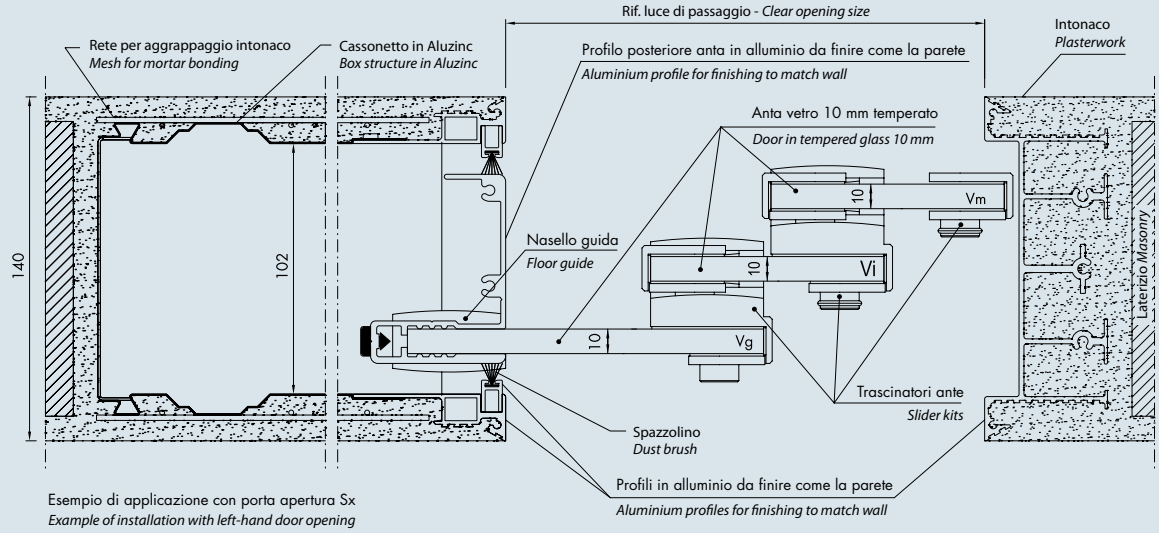

Esempio di applicazione con porta apertura Sx
Example of installation with left-hand door opening

Installazione porta sinistra - *Installation left hand door opening*

Installazione porta destra - *Installation right hand door opening*

Controtelaio per per vetri scorrevoli a scomparsa senza stipite per parete in cartongesso da 158 mm
Frame for sliding disappearing glasses without doorpost for masonry walls thickness 158 mm

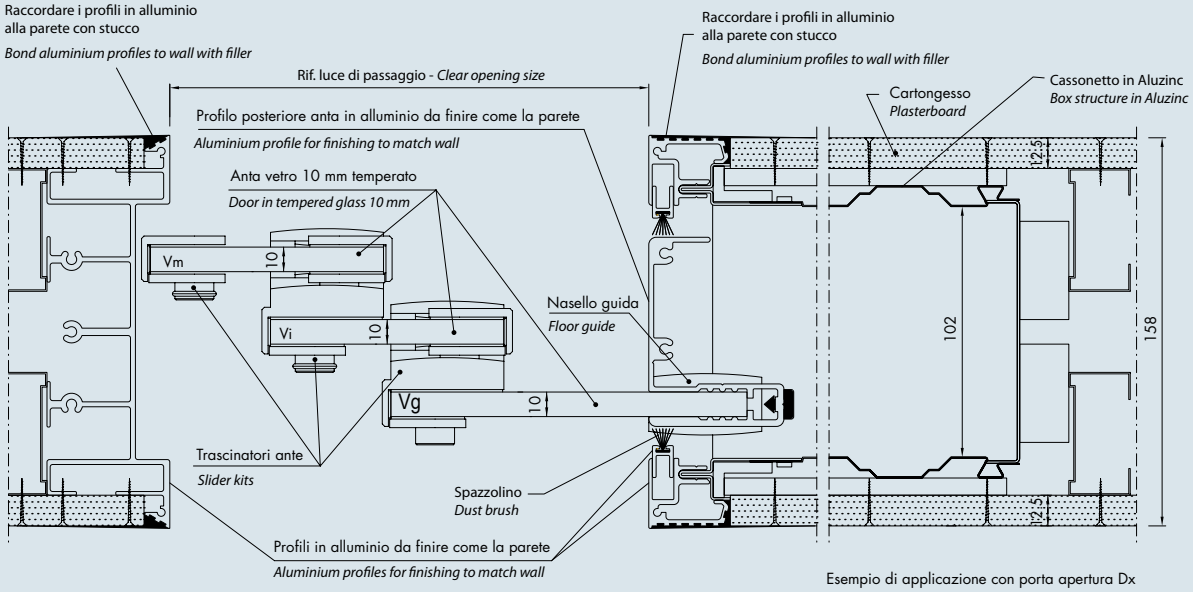

Esempio di applicazione con porta apertura Dx
Example of installation with right-hand door opening

Installazione porta sinistra - *Installation left hand door opening*

Installazione porta destra - *Installation right hand door opening*

Le particolari caratteristiche del controtelaio Essential Trial, rendono indispensabile l'abbinamento con la sua specifica ferramenta.
Prima di ordinare i vetri è necessario verificare in cantiere l'effettiva misura della luce di passaggio. Essa si rileva ad installazione avvenuta del controtelaio.

The special characteristics of the Essential Trial frame make it essential for it to be combined with its specific hardware fittings. Before ordering glasses, the effective opening dimension must be checked directly on site. This dimension must be measured after frame installation.

Controtelaio per anta scorrevole a scomparsa senza stipite per parete in muratura da 105 mm
Frame for sliding disappearing door without doorpost for masonry walls thickness 105 mm

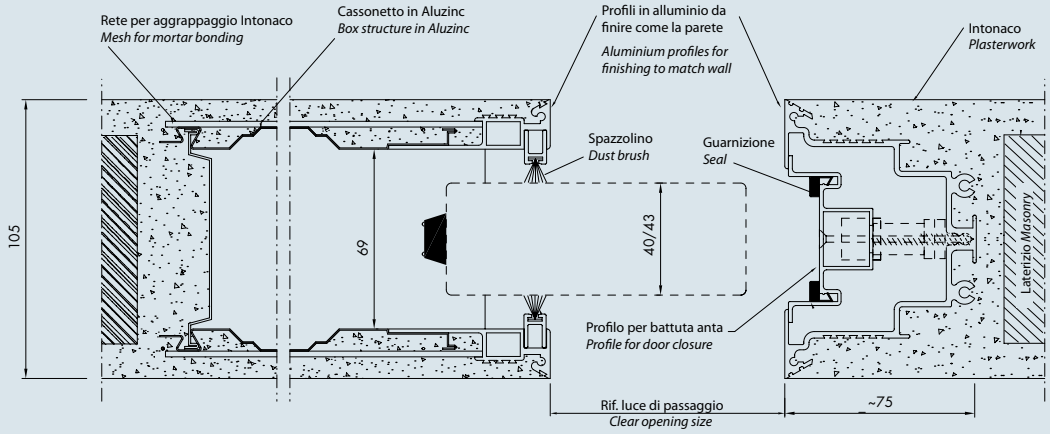

Controtelaio per anta scorrevole a scomparsa senza stipite per parete in cartongesso da 100 mm
Frame for sliding disappearing door without doorpost for plasterboard walls thickness 100 mm

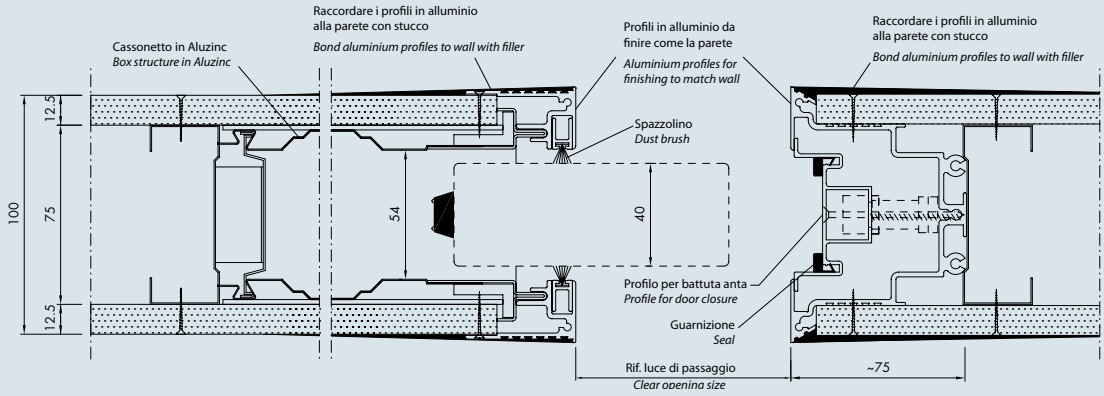

Controtelaio per anta scorrevole a scomparsa senza stipite per parete da 105 mm e da 100 mm
Frame for sliding disappearing door without doorpost for walls thickness 105 mm and 100 mm

105 mm

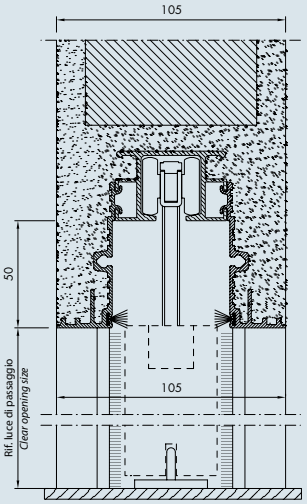

100 mm

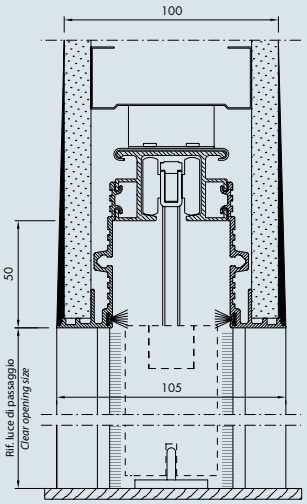

Essential Battente per parete intonaco 105 e cartogesso 100 - modello a Tirare
Essential Swing door, pull model, for masonry thickness 105 mm and for plasterboard 100 mm

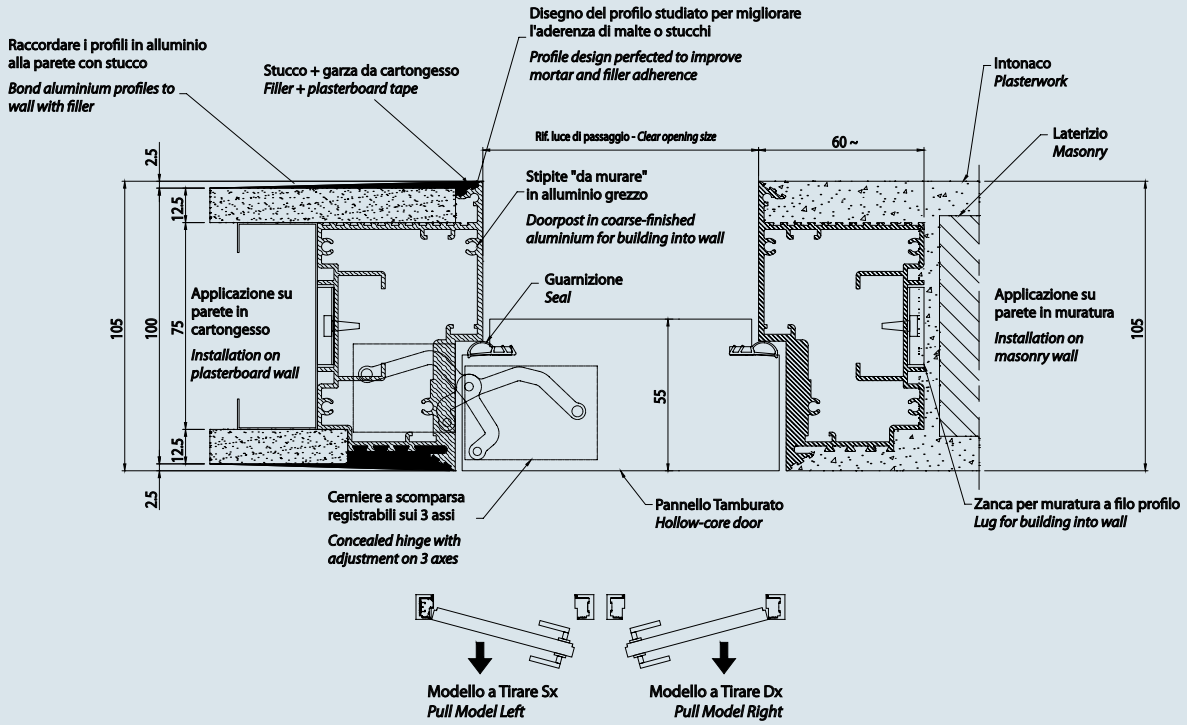

Essential Battente per parete intonaco 105 e cartogesso 100 - modello a Spingere
Essential Swing door, push model, for masonry thickness 105 mm and for plasterboard 100 mm

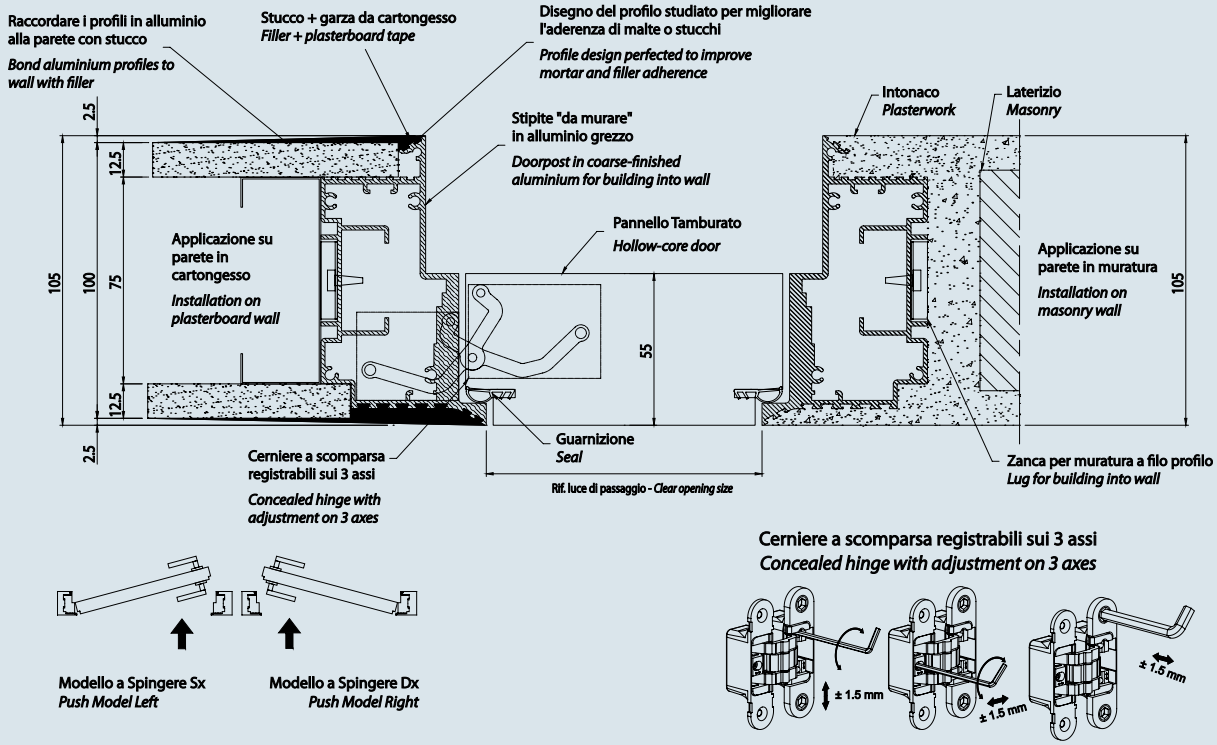

Essential Battente profilo universale per pareti intonaco 90 e oltre o cartongesso 100
Essential swinging door – universal profile for masonry wall 90mm and over or 100 mm plasterboard

Esempio di montaggio a Tirare Sx
Example of pull model installation Left

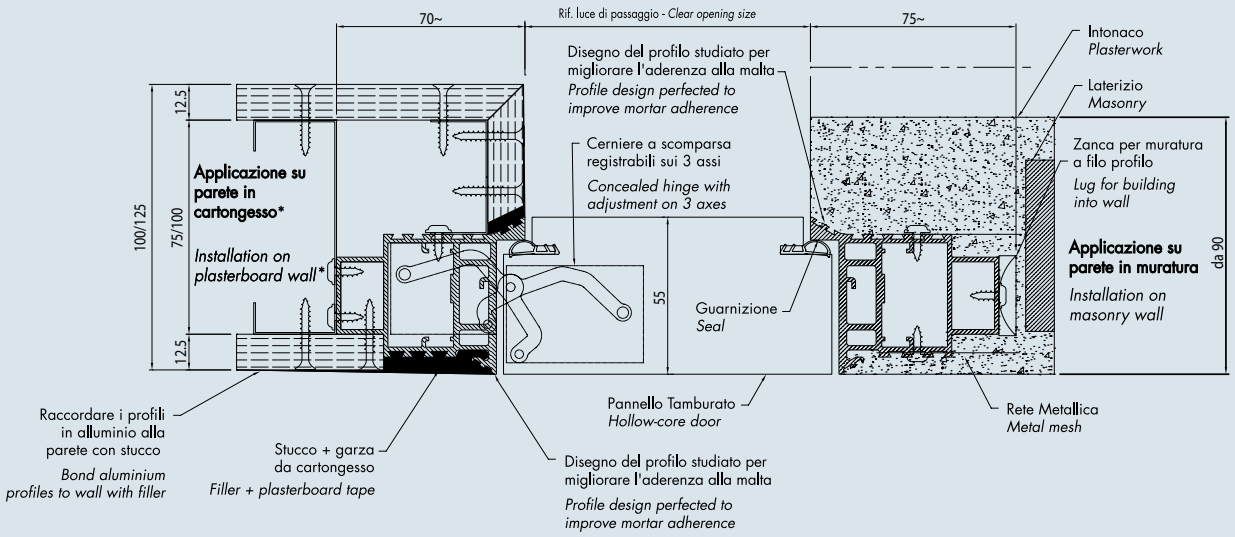

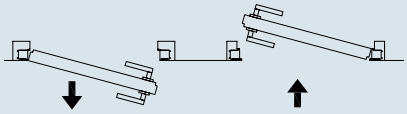

Essential Battente profilo universale per pareti intonaco 90 e oltre o cartongesso 100
Essential swinging door – universal profile for masonry wall 90mm and over or 100 mm plasterboard

Esempio di montaggio a Spingere Sx
Example of push model installation Lift

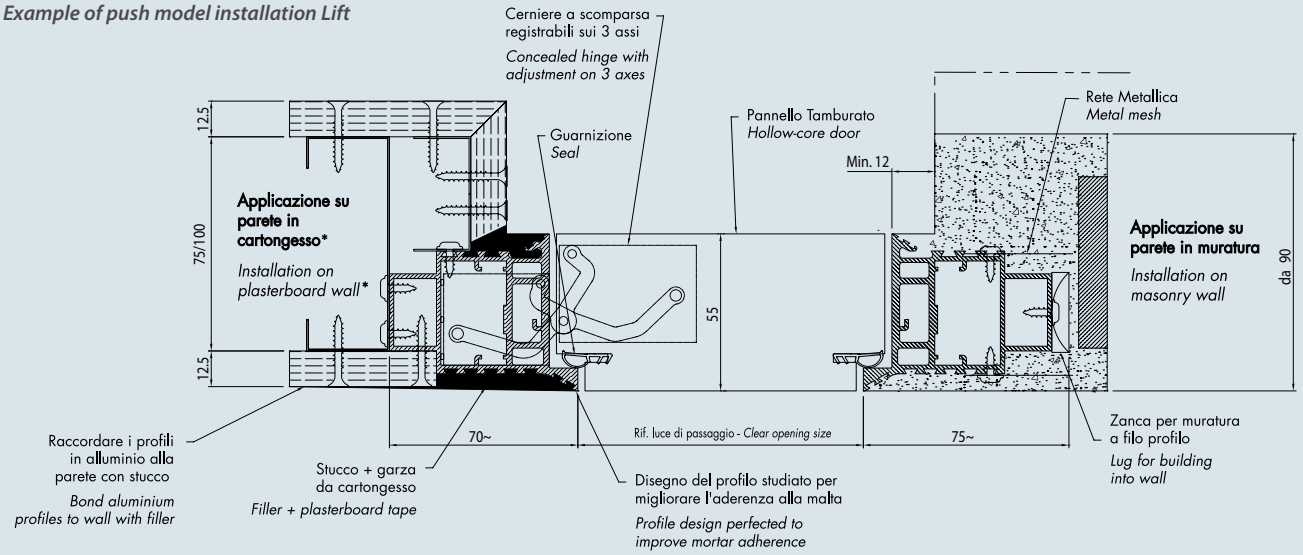

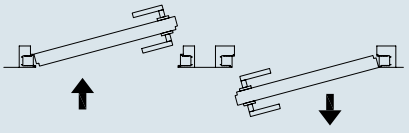

Cerniere a scomparsa registrabili sui 3 assi
Concealed hinge with adjustment on 3 axes

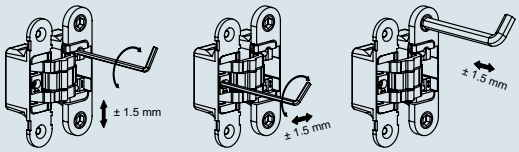

Essential Battente REI 30 X122 per parete in muratura o cartongesso
Essential REI 30 X122 swinging door – for masonry and plasterboard walls

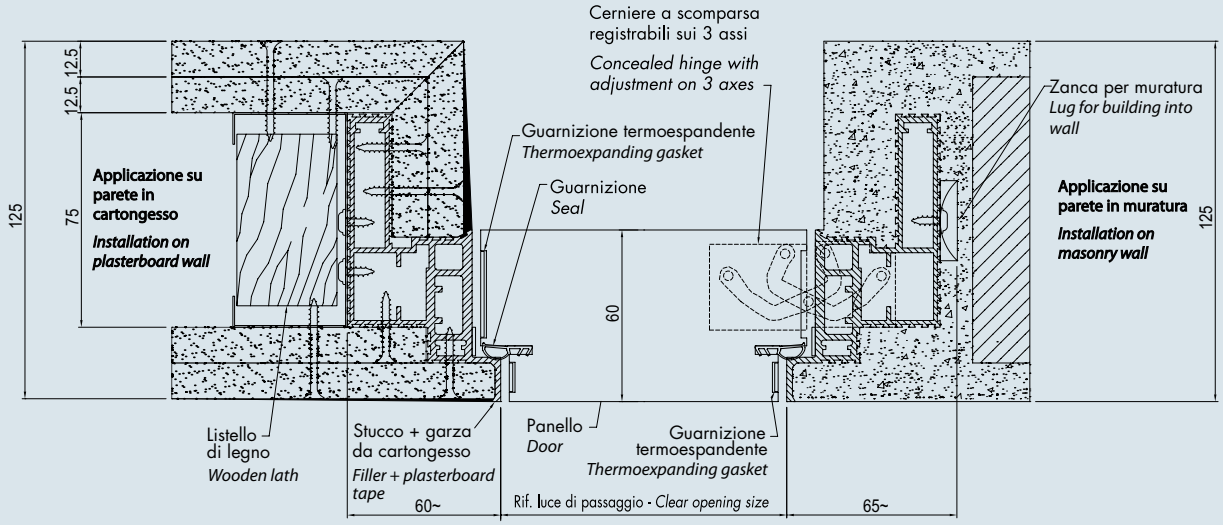

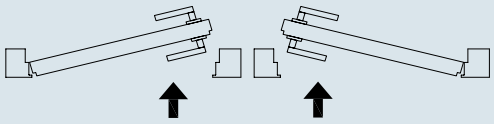

Modello a Spingere Sx
Push Model Left

Modello a Spingere Dx
Push Model Right

Essential Battente REI 60 X122 per parete in muratura o cartongesso
Essential REI 60 X122 swinging door – for masonry and plasterboard walls

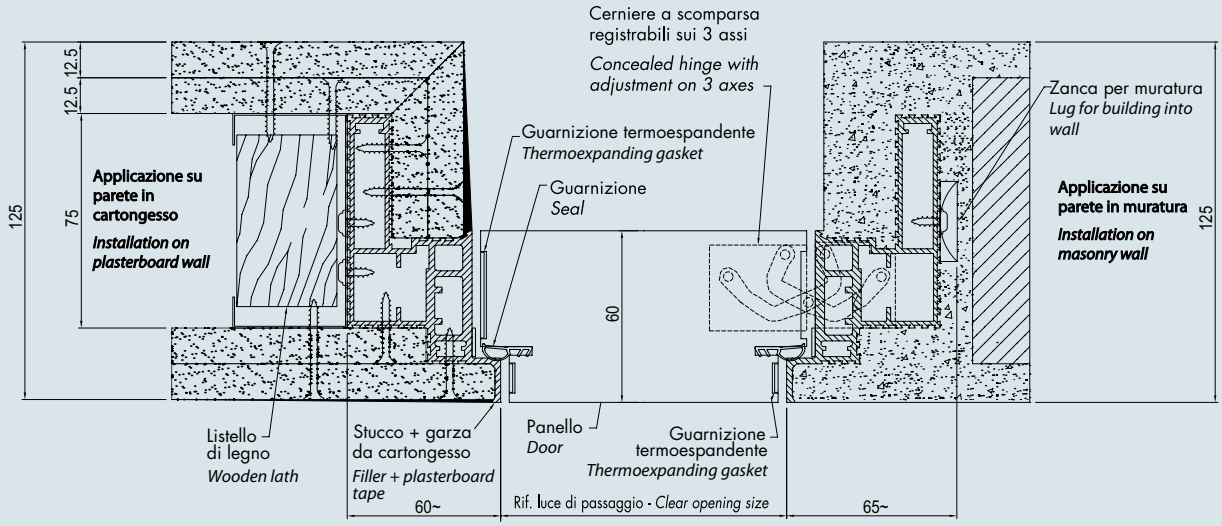

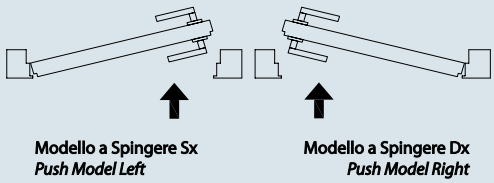

Modello a Spingere Sx
Push Model Left

Modello a Spingere Dx
Push Model Right

Essential Battente Zero per parete intonaco 105 e cartongesso 100 - modello a Tirare
Essential Battente Zero 105, pull model, for masonry or plasterboard walls

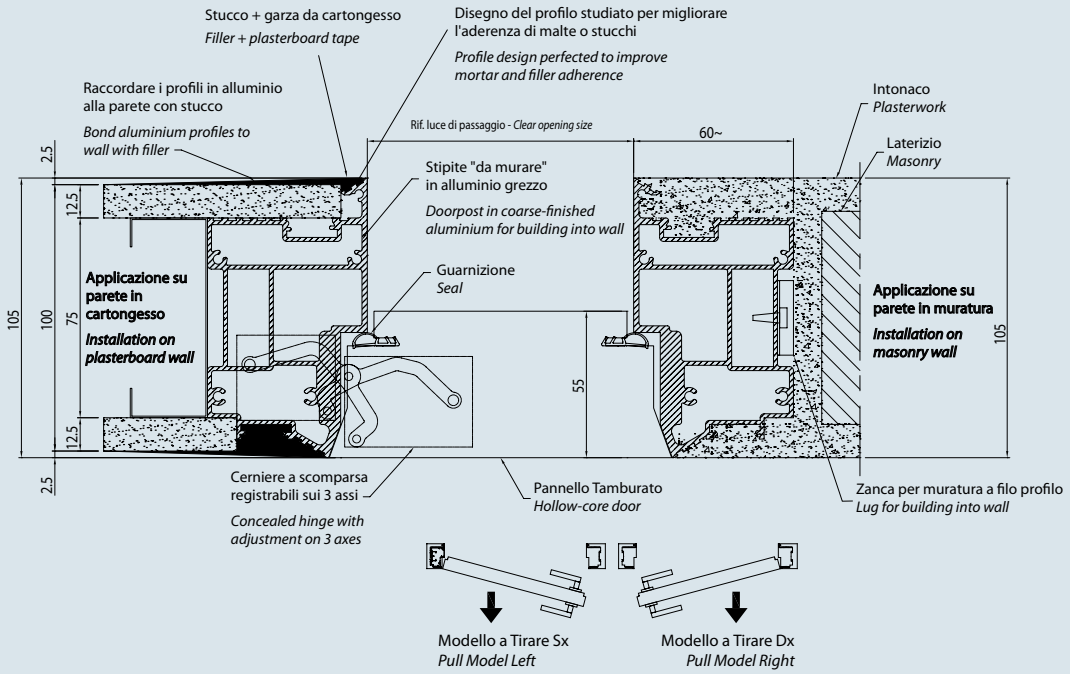

Essential Battente Zero per parete intonaco 105 e cartongesso 100 - modello a Spingere
Essential Battente Zero 105, push model, for masonry or plasterboard walls

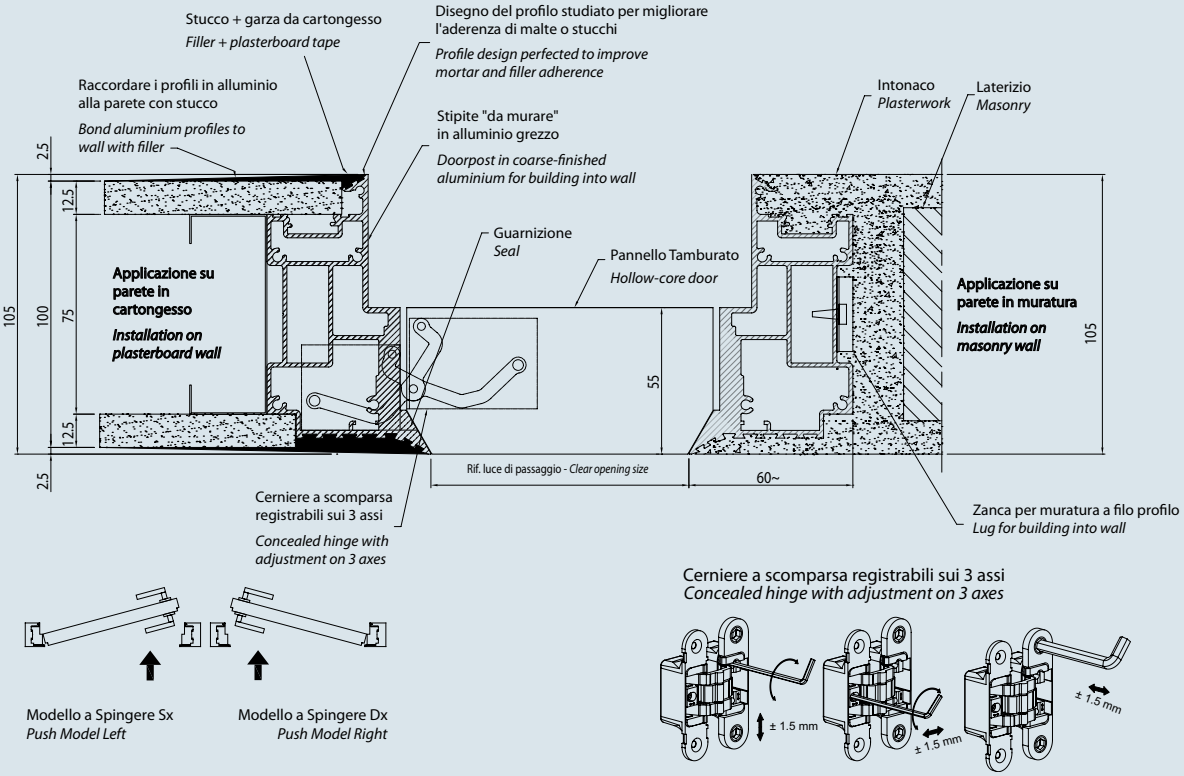

Essential Little - Sportello a 1 anta apertura laterale
Essential Little single door with side opening

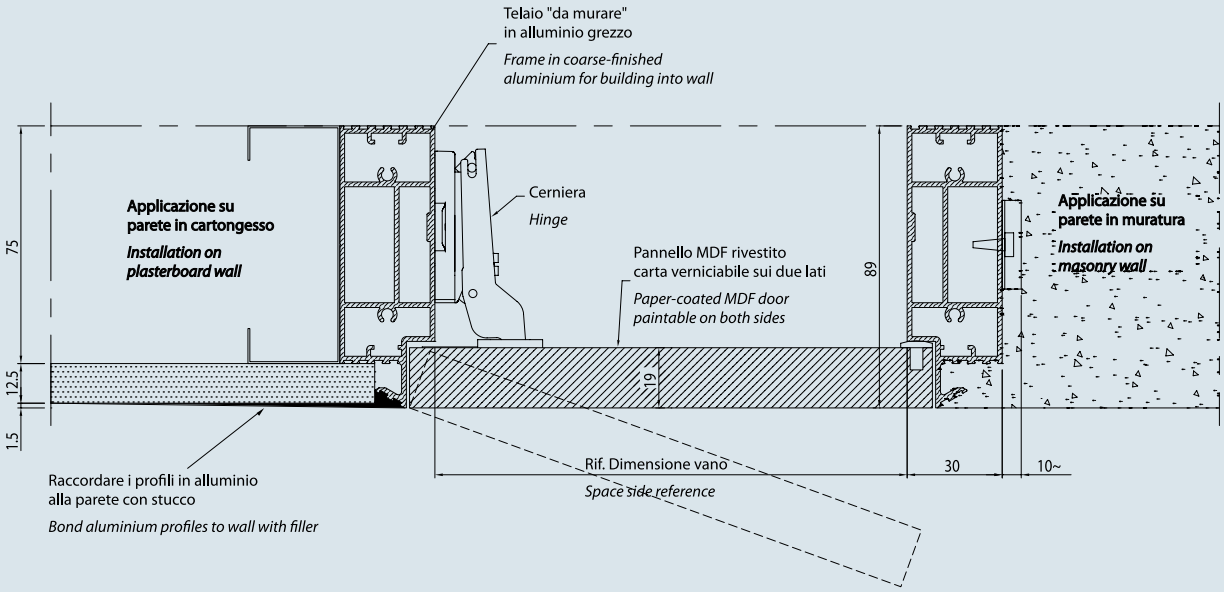

Essential Little Zero - Sportello a 1 anta apertura laterale
Essential Little Zero single door with side opening

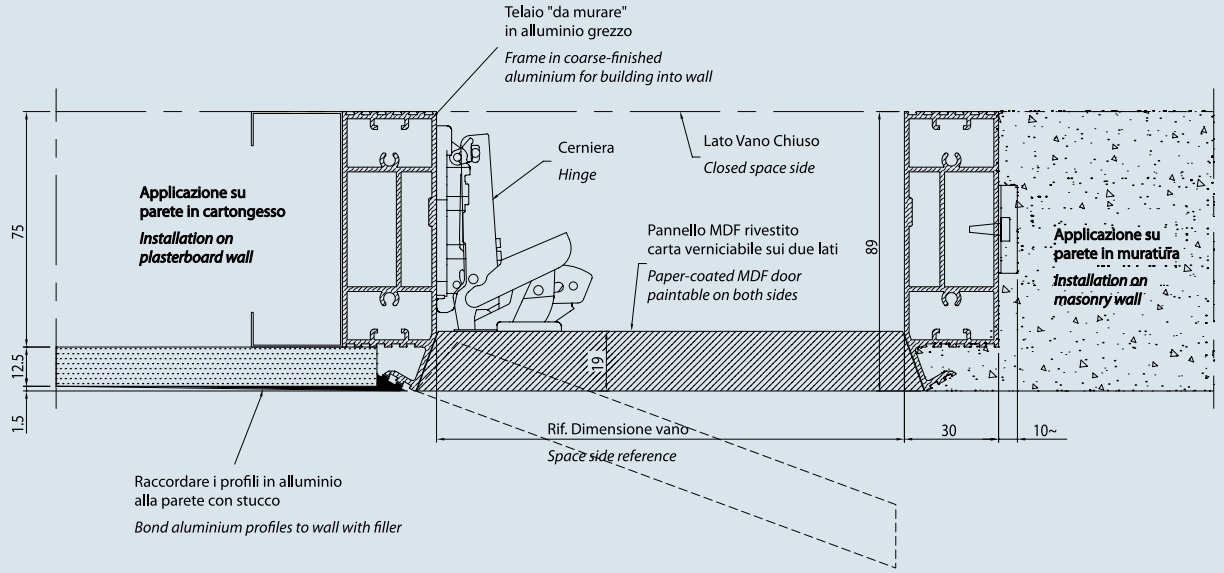

Essential Little Cartongesso - Botola da soffitto
Essential Little hatch for plasterboard ceiling

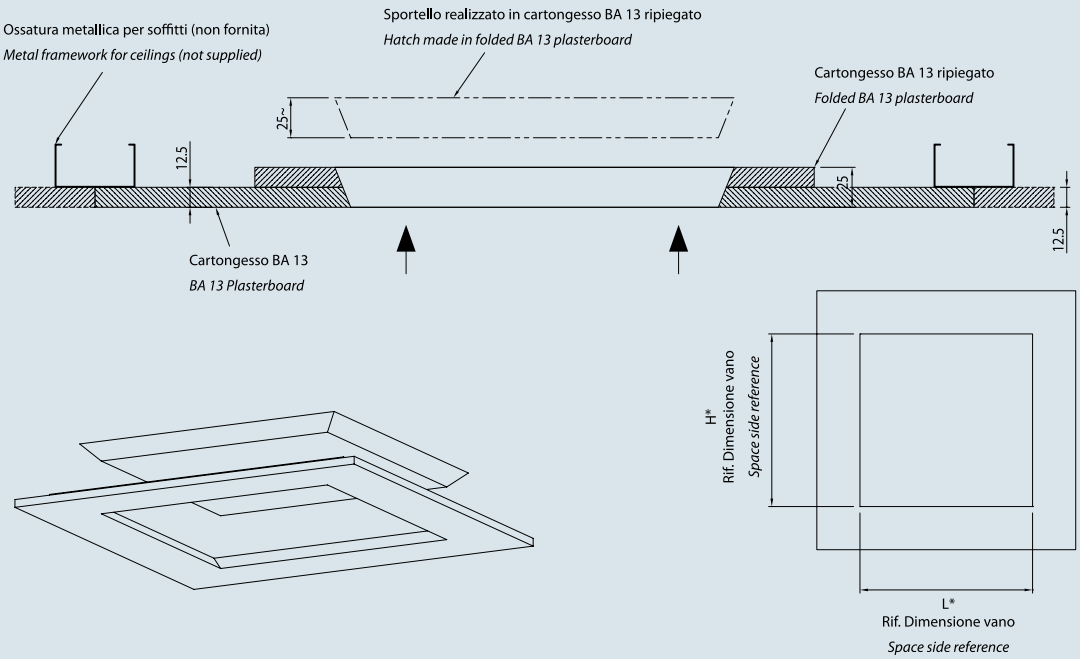

Essential Little Cartongesso - Botola da parete a fissaggio magnetico
Essential Little plasterboard wall hatch with magnetic catch

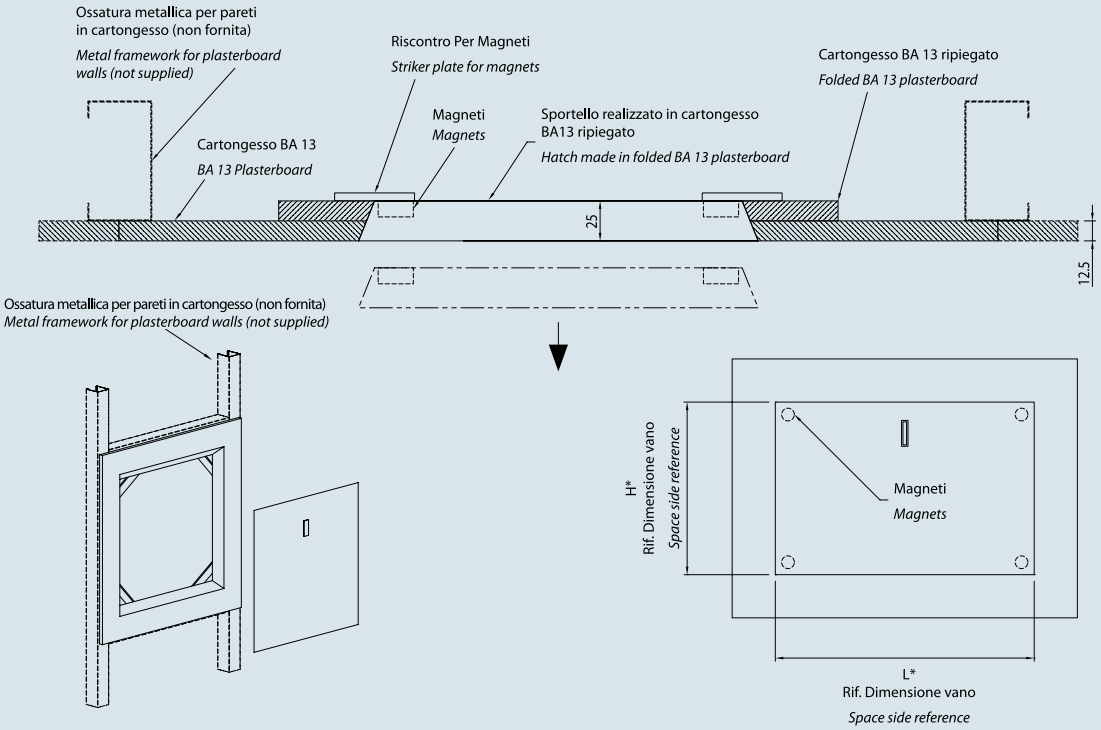

* Tutti i modelli Essential Little Cartongesso, presentano bordi conici, pertanto la luce di passaggio effettiva è ridotta di circa 1,5 cm per ogni lato.

**All Essential Little Plasterboard models have tapered edges, and the effective clear opening size is therefore reduced by about 1.5 cm on each side.*

Essential Little Cartongesso - Sportello a 1 anta da parete e apertura laterale con cerniere
Essential Little single plasterboard wall hatch, side opening with hinge

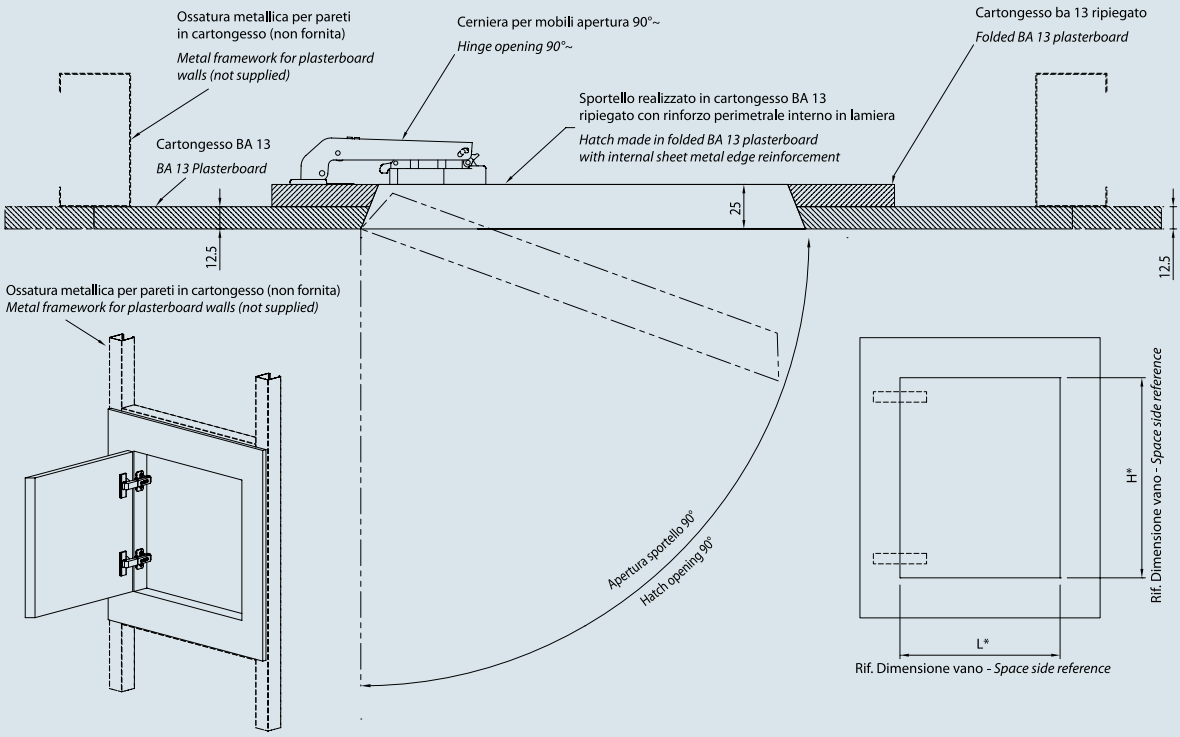

Essential Little Cartongesso - Sportello a 2 ante da parete e apertura laterale con cerniere
Essential Little double plasterboard wall hatch, side opening with hinges

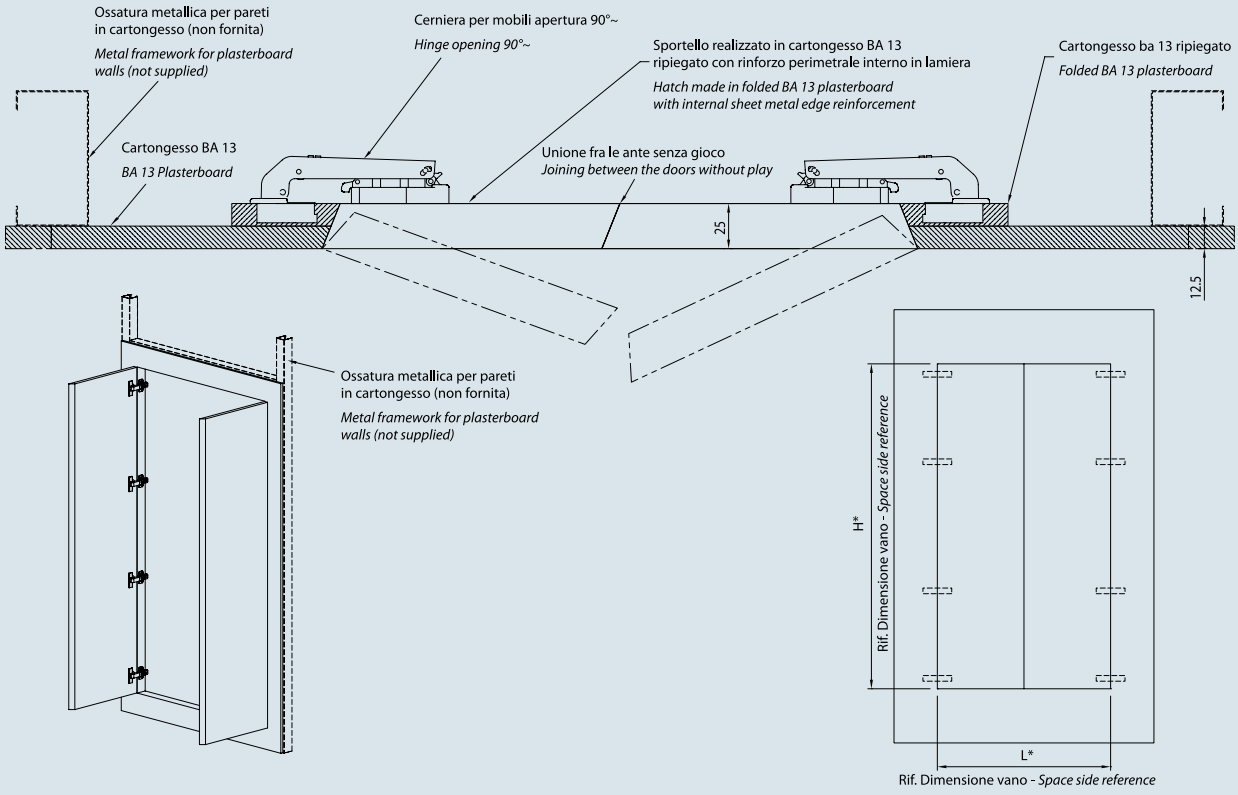

* Tutti i modelli Essential Little Cartongesso, presentano bordi conici, pertanto la luce di passaggio effettiva è ridotta di circa 1,5 cm per ogni lato.

**All Essential Little Plasterboard models have tapered edges, and the effective clear opening size is therefore reduced by about 1.5 cm on each side.*

Le fotografie, i disegni, le illustrazioni, le essenze ed i colori hanno valore puramente indicativo. Tutti i modelli possono subire in qualsiasi momento, senza preavviso, qualche lieve variazione nelle sezioni, nella struttura e nel disegno: pertanto, qualora a nostro insindacabile giudizio, resti immutata l'estetica complessiva e la solidità della porta, il Cliente non potrà recedere dal contratto, nè avrà diritto a sconti o abbuoni particolari.

The photographs, drawings, illustrations, types of wood and colours have a purely indicative value. All models may be subject to slight variation at any time, without prior notice, in the sections, structure and design: therefore, should the manufacturer retain that the overall aesthetics and solidity of the door are unchanged, the Customer may not withdraw from the contract, nor have the right to special discounts or allowances.

Rev. 3 - Maggio 2014 - pz. 5.000

ESSENTIAL®
by SCRIGNO®

SCRIGNO SpA Unipersonale • via Casale, 975
47822 S. Ermete di Santarcangelo (RN) ITALY
Tel. +39 0541 757711 • Fax +39 0541 757780
www.scrigno.net • scrigno@scrigno.it

Numero Verde
800-314413
Solo dai Rivenditori Autorizzati